


HISTORY & RECORDS



Hawks By The Numbers

This season, Saint Joseph's begins its 39th year of Division I competition. Over that period, the Hawks have proven themselves to be one of the premier programs in the conference, region and nation. The following is a numeric look at some of SJU's accomplishments.

3 – The highest Associated Press ranking the Hawks have earned. Saint Joseph's achieved that mark on March 16, 1977.

5 – Number of times a Hawk has led the Atlantic 10 in scoring. Current SJU assistant coach Susan Moran led the conference for three straight years (1999-00 to 2001-02), while Dale Hodges led the league twice (1988-89 and 1989-90).

7 – Times the Hawks have hosted the Atlantic 10 Championship. Saint Joseph's will host the conference tournament again this March, marking the first time the Hawks have hosted since 2008.

10 – The number of former SJU standout and current assistant coach Susan Moran. Her jersey was the second in Hawk history to be retired, as Saint Joseph's held a ceremony before its game against George Washington on February 24, 2008.

15 – The highest *USA Today* ranking Saint Joseph's has earned. The Hawks achieved this feat three times: February 26, 1985, March 5, 1985 and December 1, 1987.

18 – Former Hawk players inducted to the Big 5 Hall of Fame (complete list on page 78). Saint Joseph's first head coach, Ellen Ryan, was inducted into the Big 5 Hall of Fame as an administrator in 2003.

19 – Saint Joseph's players to go on to play professionally. Both SJU assistant coaches Susan Moran and Stephanie (Graff) McCaffrey went on to play overseas after graduating.

23 – Postseason bids earned by Saint Joseph's. The Hawks have made four AIAW, 11 NCAA and eight WNIT appearances. SJU is 22-25 all-time in postseason contests.

26 – Most wins in a season, set by the 1996-97 Hawks. Saint Joseph's finished 26-5 that year and earned a berth in the NCAA Tournament.

31 – Victories over ranked opponents, the most recent coming on December 29, 2007 as SJU topped #15 Auburn, 71-69, for the Hawk Classic title.

35 – Winning seasons Saint Joseph's has posted in its first 38 seasons of Division I play. The Hawks enter their 39th season with a 710-372 all-time record.

44 – The first retired number in Hawk history - Dale Hodges. She remains the lone Saint Joseph's player to earn All-American First Team honors.

48 – Wins over Rhode Island, the most victories the Hawks have versus any opponent. Saint Joseph's has won seven straight against the Rams, and is 48-6 all-time versus URI.

54 – Hawks who have earned Atlantic 10 All-Conference honors.

55 – Minutes played in the Hawks' triple-overtime victory over Villanova on December 4, 2008. Jenna Loschiavo set a new single-game record for minutes played as the guard played the entire contest.

67 – Points scored in the Hawks' first victory, a 67-30 win over Manor on January 20, 1974.

69 – All-Big 5 honorees. Only Angela Zampella and Susan Moran have earned the honor all four years of their careers.

119 – The most points scored by Saint Joseph's in a single game. The Hawks topped Glassboro State, 119-73, on January 12, 1978.

124 – The career games played mark set by Kim Foley (1985-89) and matched by 2008 graduate Timisha Gomez (2004-08).



The first Saint Joseph's player to have her number retired, Dale Hodges finished her career as the all-time leader in scoring (2,077) and rebounding (1,049).

Hawks By The Numbers



A four-time All-Big 5 selection, Angela Zampella's 788 career assists still stands as the all-time record for Saint Joseph's.

162 – Student-athletes who have been part of the Saint Joseph's women's basketball team. Senior Chatilla van Grinsven, junior Kelsey Berger, sophomore Natasha Cloud and freshman Mariah Lesure will bring the number to 166.

175 – SJU's record for blocks in a career, held by current Saint Joseph's assistant coach Stephanie McCaffrey (nee Graff). As a senior, she set a single-season record of 76 rejections.

248 – Most wins by a Hawks' head coach, set by Jim Foster. From 1978-91, he helped Saint Joseph's to a 248-126 mark and seven postseason bids.

572 – Career steals swiped by Saint Joseph's and Big 5 Hall of Famer Debbie Black. The Atlantic 10's all-time leader in the category as well, she still holds the top four SJU single-season marks and is 247 steals ahead of second place all-time (325).

623 – Days between Saint Joseph's home games on campus. The Hawks played their final game at Alumni Memorial Fieldhouse on March 8, 2008 against Xavier in the Atlantic 10 Tournament. Saint Joseph's began play at Michael J. Hagan '85 Arena on November 21 against UMBC. In between, the Hawks played their home games at Philadelphia University's Gallagher Center, The Palestra and Drexel's Daskalakis Center during the 2008-09 season.

710 – Wins by the Hawks over their first 38 seasons of Division I play. Saint Joseph's became the 31st team to reach the 700-win mark with a victory over Lafayette on December 29, 2010.

788 – Career assist record set by Angela Zampella (1998-01). She still holds three of the top 10 single-season marks in the category, including a record-setting 241 assists during the 1999-00 season.

1,049 – Career rebounding record set by Dale Hodges (1987-90). She also holds the record for career rebounding average at 11.2 per game.

2,340 – Career points scored by all-time leading scorer Susan Moran (1999-02). The four-year starter surpassed the previous mark, set by Dale Hodges, on February 8, 2002 at Xavier.

3,200 – Previous capacity at Alumni Memorial Fieldhouse. Saint Joseph's has played before a sellout crowd eight times, the most recent being a 56-48 win over Villanova on January 3, 2007.

3,500 – Average number of times The Hawk flaps its wings during a regulation basketball game as estimated by ESPN's "flap-o-meter."

4,200 – Capacity at the new Michael J. Hagan '85 Arena, which was dedicated on October 17, 2009.

5,858 – Career points scored at SJU by the current Saint Joseph's coaching staff of Cindy Griffin (662), Susan Moran (2,340), Stephanie McCaffrey (1,193) and Katie Gardler (1,663).



Arguably the most famous mascot in college athletics, The Hawk has been flapping its wings for over half a century. ESPN's "flap-o-meter" estimated that the Hawk flaps its wings 3,500 times per a game.

Hagan Arena / Alumni Memorial Fieldhouse

Michael J. Hagan '85 Arena

A new era of Saint Joseph's basketball began in 2009-10, with the opening of the Michael J. Hagan '85 Arena. The culmination of a 16-month project of the expanding and renovating of Alumni Memorial Fieldhouse, Hagan Arena has a capacity of 4,200, which is an increase of 1,000 from the Fieldhouse. It has many more amenities to enhance the Saint Joseph's fan experience, while providing the basketball program with a top-notch facility that still preserves the homecourt advantage enjoyed for so many years at Alumni Memorial Fieldhouse.

Among the amenities now in Hagan Arena are new premium seating section with chair backs; a new upper-level concourse with additional restrooms and concession stands; a fully air-conditioned arena; a new will-call entrance as well as additional ticket entrances in the back of the arena; renovated visiting team locker rooms; and an expanded media room.

Michael J. Hagan '85, and his wife, Joyce, are the lead benefactors for the most comprehensive enhancement of athletic facilities in Saint Joseph's history.

Hagan Arena was dedicated on October 17, 2009, with the inaugural game taking place on November 13, 2009, as the Hawks' men's basketball team defeated Drexel, 77-67, in overtime. The first women's game was a 77-55 victory over UMBC on November 21, 2009.

Alumni Memorial Fieldhouse

Alumni Memorial Fieldhouse was the well-loved shrine and home of the Hawks for 35 seasons. With the completion of the multi-year expansion and renovation project that began in Spring 2008, this storied facility was preserved, while bringing the athletic complex to a level befitting such a venerable tradition. Beginning with the 2009-10 season, the new home of the Hawks became the Michael J. Hagan '85 Arena.

Alumni Memorial Fieldhouse was named for Saint Joseph's graduates who gave their lives in World War II. The building was dedicated on November 11, 1949, and 15 days later hosted its first men's basketball game, a 62-46 loss to Rhode Island. The women's team opened play at the Fieldhouse with a 59-24 loss to the defending national champion Mighty Macs of Immaculata on January 17, 1974.

Overall, the women's basketball team compiled a stellar 332-117 record (.739 winning percentage). Women's basketball came to the Fieldhouse as a Division I program in 1973. Former Hawk players and coaches include Theresa Grentz, Rene Portland, Jim Foster, Muffet McGraw O'Brien '77, and Geno Auriemma.

For much of the 1980s and 1990s, the Fieldhouse was the practice home of the NBA's Philadelphia 76ers. This was a natural extension of a legacy in which Saint Joseph's men's basketball products – George Senesky '43, Dr. Jack Ramsay '49, Jack McKinney '57, Paul Westhead '61, Jim Lynam '63, Matt Goukas '66, and Jim O'Brien '74 – would become head coaches in the NBA.

The 3,200-seat Fieldhouse played an even larger role in the University's history. Major events such as Commencement, the Hand-in-Hand Festival, and the annual Martin Luther King Day celebration have been held in the building, along with the centennial celebration of the College in 1951. Martin Luther King, Jr., spoke at the Fieldhouse in 1967.

Yet it is the passion of Hawk fans that stands as the greatest legacy of Alumni Memorial Fieldhouse. In 2003, *Sports Illustrated* listed "The 100 Things You Have to Do Before You Graduate." Ranked No. 12 was: "Go to a Saint Joseph's basketball game and shout 'The Hawk Will Never Die!' – the most defiant cheer in college sports."

Top-10 Home Crowds

1.	4,200vs. Providence, 11/12/10
	4,200vs. Fordham, 1/9/10
3.	3,200vs. Villanova on 1/3/07
	3,200vs. Penn State on 1/29/04
	3,200vs. Duquesne on 1/11/02
	3,200vs. Duquesne on 1/12/01
	3,200vs. Rhode Island on 2/3/00
	3,200vs. St. John's on 11/29/00
	3,200vs. Tennessee on 1/2/97
	3,200vs. Virginia Tech on 2/3/96

...

Hagan Arena Records

Most Points:29, by Michelle Baker vs. Princeton, 12/19/10
Most Rebounds:16, by Ashley Logue vs. UMBC, 11/21/09
Most Assists:8, four times, last by Michelle Baker vs. VCU, 3/17/11
Most Steals:3, 11 times, last by Katie Kuester and Kelly Cavallo vs. La Salle, 2/19/11
Most Blocks:7, by Samira van Grinsven, 11/12/10
Most Points (Team):78, vs. Old Dominion, 12/22/09

Home Winning Streak

7Started 12/22/09 vs. Old Dominion; Ended 2/2/10 vs. Temple
---	---

Home Losing Streaks

3Started 1/2/11 vs. Maryland; Ended 1/22/11 vs. Massachusetts
---	---

...

Fieldhouse Records

Most Points:42, by Dale Hodges vs. Temple, 1/31/90
Most Rebounds:21, by Dale Hodges vs. Northwestern, 12/21/88
Most Assists:16, by Angela Zampella vs. Air Force, 12/28/99
Most Steals:12, by Debbie Black vs. Lehigh, 12/3/86
Most Points (Team):115, vs. Gwynedd Mercy (115-44), 2/17/77

Home Winning Streak

19Started 2/5/76 vs. Edinboro State; Ended 1/4/78 vs. Texas (L, 89-85)
----	---

Home Losing Streak

10Started 11/23/04 vs. Illinois; Ended 2/6/05 vs. Rhode Island (W, 69-65)
----	--

Saint Joseph's Year-By-Year Home Record

Season	W	L	Pct.	Season	W	L	Pct.
1973-74	4	1	.800	2004-05	2	12	.143
1974-75	4	0	1.000	2005-06	13	3	.813
1975-76	9	1	.900	2006-07	10	6	.625
1976-77	13	0	1.000	2007-08	8	7	.533
1977-78	10	1	.909	2008-09 ^	8	5	.615
1978-79	10	2	.833	2009-10 *	12	5	.706
1979-80	6	8	.429	2010-11 *	9	5	.643
1980-81	7	4	.636	Overall	361	132	.732
1981-82	7	6	.538				
1982-83	9	4	.692				
1983-84	8	4	.667				
1984-85	11	1	.917				
1985-86	9	2	.818				
1986-87	11	3	.786				
1987-88	13	1	.929				
1988-89	14	2	.875				
1989-90	9	0	1.000				
1990-91	11	6	.647				
1991-92	8	3	.727				
1992-93	9	2	.818				
1993-94	10	4	.714				
1994-95	10	4	.714				
1995-96	9	3	.750				
1996-97	9	3	.750				
1997-98	13	4	.750				
1998-99	11	1	.916				
1999-00	10	2	.833				
2000-01	9	5	.643				
2001-02	13	2	.867				
2002-03	10	5	.667				
2003-04	13	4	.765				

^ - Games played at Philadelphia University's Gallagher Center

* - Games played at Hagan Arena

SJU Women's Basketball Hall of Fame



CINDY ANDERSON (1987-92) INDUCTED IN 1998

One of the top playmakers in Hawk history, Cindy Griffin (nee Anderson) was inducted into the SJU Basketball Hall of Fame in 1998. A 1991 graduate of Saint Joseph's, she captained the Hawks for three seasons (1990-92).

In April of 2001, she returned to Hawk Hill as the seventh head coach in the program's history.

Griffin was selected to the All-Big 5 Second Team as both a junior and senior, while also earning third team All-Atlantic 10 honors in her final season. She helped the Hawks reach the first round of the NCAA Tournament in 1990. The team finished as Atlantic 10 runner-up in both 1990 and 1991. In the summer of 1989, Anderson was invited to try out for the East team at the U.S. Olympic Festival.

Griffin was forced to overcome a major injury after tearing her ACL during her freshman year and then redshirted the 1989 season. Despite her injury, she led the team in assists for three years (1990 through 1992) and steals during the 1991 season. She ranks among the school's career leaders in three-point field goal (.371) and free throw percentage (.763), as well as assists (510) and steals (197).

Following her playing career on Hawk Hill, Griffin served as a graduate assistant at SJU during the 1993 season, and was an assistant at Vanderbilt during the 1994 season. She is currently in her 11th season as head coach at Saint Joseph's.



DEBBIE BLACK (1984-88) INDUCTED IN 1994

Arguably the top all-around female athlete in the history of Saint Joseph's University, Debbie Black helped to lead the Hawks to four consecutive NCAA Tournament appearances in the 1980s. Black was enshrined in the Saint Joseph's Basketball Hall of Fame in 1994, the Philadelphia Big 5 Hall of Fame in 1994, and the Saint Joseph's Athletics Hall of Fame in 2000.

A scrappy fireplug on the hardwood, Black led the Hawks to the first round of the NCAA Tournament in 1985, and the second round of the tournament in 1986, 1987 and 1988. SJU finished as runner-up at the Atlantic 10 Tournament in 1987 and 1988.

Highly decorated during her career, she was a member of the A-10 All-Rookie team as a freshman and made the All-District team in 1988. She was a three-time member of the A-10 All-Conference team, twice earning Second Team honors (1986-87) and garnering First Team accolades as a senior. Black was a member of the A-10 All-Tournament Team as both a junior and a senior. A three-time First Team All-Big 5 selection, she was named Big 5 MVP in 1988. The Hawks won three Big 5 crowns with her at the controls.

Known for her quick hands and deft passing skills, the former Hawk captain (1988) led the team in steals from 1985-88 and assists from 1986-88. She still holds the school's career records in both categories. Black topped the nation in steals during the 1986 season, while also ranking eighth in the country in assists.

In addition to her accomplishments on Hawk Hill, Black competed for the East Squad at the 1986 U.S. Olympic Festival. She also played on the U.S. Select team that won the gold medal at the 1985 R. William Jones Cup. She went on to play professionally in Australia and also for the Colorado Xplosion of the American Basketball League. She retired in 2004 after six seasons in the WNBA. She currently is an assistant coach at Ohio State University.

A multi-sport standout, in addition to starring on the women's basketball team at Saint Joseph's, she captained the Hawk field hockey team and started at third base for the SJU softball team.




ROBYNE BOSTICK (1990-94) INDUCTED IN 2000

A 1994 graduate of SJU, Robyne Bostick was enshrined in both the Philadelphia Big 5 and Saint Joseph's University Women's Basketball Halls of Fame in 2000. As a senior, Bostick led the Hawks in scoring (15.3) and rebounding (7.6). SJU's captain, she earned a multitude of awards following that season. She was named a Kodak District II All-American, First Team All-Atlantic 10 and Most Valuable Player of the Hawk Classic. Additionally, she was named the Philadelphia Big 5 Player of the Year and First Team All-Big 5. SJU won the Big Five crown and advanced to the NCAA Tournament that season.

Bostick helped to lead SJU to a Big 5 title every year she suited up for the Crimson and Gray. She was the Big 5 Rookie of the Year in 1991. She currently ranks 14th on SJU's career rebound list with 481 and 10th on the all-time field goal percentage list (.494).

After her collegiate career ended, she went on to play professionally in Luxembourg.



TRISH BROWN (1981-85) INDUCTED IN 1990

Saint Joseph's all-time leading scorer and rebounder when she graduated, Trish Brown helped guide the Hawks to their first-ever NCAA Tournament berth in 1985. A 1985 SJU grad, she was inducted into the Saint Joseph's Basketball Hall of Fame in 1990, the Philadelphia Big 5 Hall of Fame in 1992, and the Saint Joseph's University Athletics Hall of Fame in 2004.

The Hawks' captain as a senior, Brown was an All-Atlantic 10 Second Team pick in 1983, and was a First Team selection in 1984 and 1985. She earned First Team All-Big 5 honors during her sophomore, junior and senior seasons.

A force on the boards, she led the team in rebounding for three seasons (1982-84) and also paced the squad in scoring during the 1984 and 1985 seasons. She also set a SJU single-game record with 21 rebounds versus Rutgers (January 10, 1983).



TERESA CARMICHAEL (1983-87) INDUCTED IN 1993

The third all-time leading scorer (1,671) and second leading rebounder (982) in SJU history, Teresa Carmichael was inducted into the Saint Joseph's Basketball Hall of Fame in 1993, the Philadelphia Big 5 Hall of Fame in 1994 and the Saint Joseph's Athletics Hall of Fame in 2000. A two-time All-Big 5 First Team pick in 1986 and 1987, she also twice garnered All-Atlantic 10 honors. The Hawks' captain as a senior, she became the first player in school history to lead the team in both scoring and rebounding in consecutive seasons, achieving the feat in both 1986 and 1987. She was also the first Hawk player to score 500 points in a single season.

Carmichael helped the Crimson and Gray to three straight NCAA Tournament appearances during the 1980s, advancing to the first round in 1985 and the second round in both 1986 and 1987. SJU also captured three Big 5 titles during her tenure. She was the team's Most Valuable Player in 1986 and was named to the American Women's Sports Federation All-America Checklist Second Team as a center that year.

SJU Women's Basketball Hall of Fame



AUDREY CODNER (1990-94) INDUCTED IN 2006

A four-year letterwinner for the Hawks, Audrey Codner helped Saint Joseph's to four straight City Series titles and an appearance in the 1994 NCAA Tournament. A two-time Atlantic 10 All-Conference and All-Big 5 honoree, Codner finished her career seventh all-time in program history in scoring (1,092) and 10th in rebounds (491). In 2001, Codner was inducted into the Big 5 Hall of Fame.



MAUREEN COSTELLO (1994-98) INDUCTED IN 2005

A four-year letterwinner for the Hawks, Maureen Costello helped Saint Joseph's to two NCAA appearances and two City Series titles during her career. As a senior, Costello earned Atlantic 10 All-Conference First Team honors and was named the 1998 Big 5 Most Valuable Player. Costello still stands among the program's elite, ranking 10th in scoring (1,299 points), third in rebounding (952) and 10th in free throws made (333). She was inducted into the Big 5 Hall of Fame in December 2004.



KATIE CURRY (1989-93) INDUCTED IN 1999

A 1993 graduate of Saint Joseph's University, Katie Gardler (nee Curry) was inducted into both the Philadelphia Big 5 and SJU Basketball Halls of Fame in 1999 and the SJU Athletics Hall of Fame in 2005. One of the nation's most feared shooters, Gardler led the Hawks in scoring from 1990-91 through 1992-93.

After redshirting her freshman year with a knee injury, Gardler started for the Hawks for four seasons. She earned Second Team All-Atlantic 10 honors in 1991 and was a First Team pick in 1992 and 1993. As a senior in 1993, she was named the A-10's MVP after averaging 19.4 points, 3.1 rebounds 3.8 assists and 3.1 steals per game. She also was an All-District selection and earned All-Big 5 First Team accolades three years in a row (1991-93).

A co-captain of the Hawks during her junior and senior seasons, Gardler led the Hawks to the NCAA Tournament in 1990. SJU finished as the A-10 Tournament runner up in 1990, 1991, and 1993. The Hawks won the Big 5 title in each of her four seasons, posting a 15-1 record during that span.

Gardler's 1,663 points still rank fourth all-time in Hawk history, while her scoring average of 14.2 points stands fifth. A lethal three-point threat, she competed in the National Three-Point Shooting contest her senior year. She finished her Hawk career as the leader in both three-point field goals made (216) and attempted (621), knocking down almost 35 percent of those shots. A "ball-hawk" defensively, she is second in Hawk history with 325 career steals. Gardler set an A-10 record during the 1990-91 season with 23 points in the second half during a game with Rutgers. Gardler was selected to the 1990 East team that competed at the US Olympic Festival.

She is currently in her first year as director of basketball operations at Saint Joseph's.



JESSI DUNNE (1981-85) INDUCTED IN 1991

A two-time Hawk captain (1984-85), Jessi Dunne was inducted into the Saint Joseph's University Basketball Hall of Fame in 1991. A crafty playmaker, she led the Hawks in assists for three straight seasons (1983-85). She also led the team in both steals and blocks in 1983 and 1984. Her senior year, she helped SJU to its first-ever NCAA Tournament appearance.



RENIE DUNNE (1978-82) INDUCTED IN 1989

The spunky point guard who directed the Hawk attack in the early 1980s, Renie Shields (nee Dunne), was inducted into the SJU Basketball Hall of Fame in 1989, the Philadelphia Big 5 Hall of Fame in 1991 and the Saint Joseph's Athletics Hall of Fame in 2001. The 1982 SJU graduate earned All-Big 5 honors three times and was named Big 5 MVP in 1981 after handing out a then-SJU single season record 157 assists and averaging 10.8 points per game.

A versatile performer, the two-time captain (1981-82) led the Hawks in scoring (1982), assists (1981-82), and steals (1981-82) during her career. Dunne's 14 versus Penn State in 1981 was a team record until it was passed in 2000.

Still active in Big 5 women's basketball, she had a successful coaching career as well, serving as an assistant at SJU from 1988-93 and also at Villanova. She was promoted to associate athletic director for varsity programs and senior women's administrator at Saint Joseph's this September and is in her 19th year as a color commentator for Hawk home games.



KIM FOLEY (1985-89) INDUCTED IN 1995

A three-time Academic All-American for the Hawks in the late 1980s, Kim Foley is a member of the SJU Basketball (1995), the Philadelphia Big 5 (1995), and SJU Athletics (2003) Halls of Fame. A 1989 graduate of Saint Joseph's University, the Hawks advanced to the NCAA Tournament in each of her four seasons, reaching the second round her final three years.

A standout in the classroom, Foley was named a third team Academic All-American as a sophomore in 1987. She gained second-team accolades in 1988 and capped her career with first-team honors as a senior in 1989. She was also a member of the Academic All-District team each of those seasons. She was named to the Atlantic 10 Academic All-Conference team, three times (1986-87-88).

On the court, Foley burst onto the scene as a freshman earning A-10 All Rookie Team honors in 1985-86. As a junior in 1987-88, she was named both Second Team All-Big 5 and All A-10. As a senior, she garnered First Team accolades in both the Big 5 and A-10, as well as earning All-District team honors. A two-time Hawk captain, she was named the Jesuit College Player of the Year in 1988.

Among the Hawks' career leaders in numerous categories, Foley ranks fifth all-time in both points (1,651) and rebounds (808) and fourth all-time in blocked shots (80). Her career field goal percentage remains third all-time, while she currently sits ninth in scoring average. A starter in every game of her Hawk career, she is SJU's career leader in starts (124) and tied for both games played.

Following her stellar career on Hawk Hill, Foley went on to coach at Central Connecticut State and play basketball professionally in Australia.



MARY SUE GARRITY (1974-78) INDUCTED IN 1984

A high-scoring forward, Mary Sue Garrity provided the scoring punch for the nationally-ranked Hawk teams of the mid-1970s. Garrity was inducted into the Saint Joseph's Basketball Hall of Fame in 1984, the Philadelphia Big 5 Hall of Fame in 1989 and the Saint Joseph's Athletics Hall of Fame in 2000.

A 1978 SJU grad, she became the first Hawk to surpass 1,000 career points and was the first player in school history to lead the team in scoring four straight seasons. A playmaker as well, she also paced the team in assists for three seasons. A captain of the 1977-78 Hawks, she helped SJU to a third-place finish in the Eastern Region of the AIAW Tournament in both 1976 and 1978. In 1977, SJU was runner up in the Eastern Region and took sixth place at the national tournament.

Off the court, she was also a star on the Finnesey Field turf as a member of the inaugural women's field hockey team at SJU. Additionally, Garrity is the daughter of former SJU men's basketball standout Ed Garrity.

SJU Women's Basketball Hall of Fame



STEPHANIE GRAFF (2000-04) INDUCTED IN 2011

Perhaps the most intimidating defensive player in Hawk history, McCaffrey (nee Graff) finished her playing career as the single game (seven), season (76) and career (175) leader in blocked shots. A two-time Atlantic 10 All-Championship Team selection, the forward finished her career sixth in total rebounds (788) and 12th in career scoring (1,193).

A 2003-04 Atlantic 10 All-Conference Second Team and A-10 All-Defensive Team honoree, she helped Saint Joseph's post an 80-43 record and earn three consecutive appearances in the Postseason WNIT over her four seasons. A two-time Academic All-District II and A-10 All-Academic Team selection, McCaffrey became the 19th women's basketball player from Saint Joseph's to play professionally as she joined the University of Limerick/Auginish of the Irish Women's SuperLeague in 2004. Returning to Hawk Hill in 2005, she currently is in her fifth season as an assistant coach with SJU.



KATHY LANGLEY (1974-78) INDUCTED IN 1988

One of the focal points of the high-scoring Hawk teams of the late 1970s, Kathy Langley was inducted into the Saint Joseph's University Basketball Hall of Fame in 1988. She served as team captain during the 1978 season, and led the team in rebounding during the 1975 season. She ranks 12th all-time in career rebounding (580), while her average of 7.3 boards per game is ninth on the SJU list. She helped SJU to a third-place finish in the Eastern Region of the AIAW Tournament in 1976 and 1978. In 1977, they were runners-up in the Eastern Region and took sixth place at the national tournament.



MARY MALEY (1973-77) INDUCTED IN 1987

A standout for the first four women's varsity teams at SJU, Mary Maley played under legendary former SJU head coaches Ellen Ryan, Theresa Greutz and Rene Portland during her career. A 1977 SJU grad, she was enshrined in the school's Basketball Hall of Fame in 1987. She served as team captain as both a junior and a senior and led the team in rebounding during the 1974 season.

Her Hawk squads went 60-11 and were ranked among the top 10 nationally. She helped SJU to a third-place finish in the Eastern Region of the AIAW Tournament in 1976, while in 1977 they were runner up in the Eastern Region and took sixth place at the national tournament.



CHRISSY MCGOLDRICK (1975-78) INDUCTED IN 1985

A tenacious rebounder, Chrissy McGoldrick keyed the frontcourt for the nationally-ranked Hawk teams of the late 1970s. She was inducted into the SJU Basketball Hall of Fame in 1985, the Philadelphia Big 5 Hall of Fame in 1989 and the Saint Joseph's Athletics Hall of Fame in 2001. She led the team in rebounding during the 1976 and 1977 seasons and ended her career with a then school record 675 rebounds (8.9 rebounds per game). That total still ranks seventh on SJU's career list. A scorer as well as a rebounder, her 916 career points ranked second at the time. Her 1977 team finished with 23-5 record and #3 ranking in the final AP poll. That team later advanced to the AIAW National Championships, finishing sixth overall. In addition, both the 1976 and 1978 squads placed third in the AIAW Regional Tournament with the 1978 squad finishing No. 11 in the nation. Overall, the squad registered a remarkable 65-12 record during her tenure. A multi-sport standout, in addition to starring on the women's basketball team, she also was a three-year varsity field hockey standout.



TERRI MOHR (1984-86) INDUCTED IN 1992

Regarded as one of the best perimeter players in SJU history, Terri Mohr posted two standout seasons for the Hawks after transferring from Auburn University in 1984.

A 1986 graduate, she was inducted into the Saint Joseph's Basketball Hall of Fame in 1992, the Philadelphia Big 5 Hall of Fame in 1993 and the SJU Athletic Hall of Fame in 2011.

The Hawks' captain as a senior, she was a two-time All-Big 5 First Team pick (1985 and 1986), as well as a Second Team All-A-10 choice those years. The Hawks made it to the first round of the NCAA Tournament in 1985 and the second round in 1986. She was named co-winner of the South Jersey Female Athlete of the Year in 1986.

Mohr joined Jim Foster's staff after graduation, and served as an assistant coach from 1986-88, and later followed Foster to Vanderbilt.



DALE HODGES (1987-90) INDUCTED IN 1996

One of the greatest players in Saint Joseph's University women's basketball history, Dale Hodges holds over 29 school records, including the career standard for rebounds (1,049), while ranking second in points (2,077). She also holds Hawk single-game records for both points (42) and boards (21). She was

the first female athlete in SJU history to have her number (44) retired. A 1990 SJU grad, she was inducted into both the Philadelphia Big 5 and Saint Joseph's Basketball Halls of Fame in 1996 and the Saint Joseph's Athletics Hall of Fame in 1999.

After sitting out her freshman year due to NCAA initial eligibility requirements, Hodges dominated on the court like no Hawk before. She led the team in scoring, rebounding and blocks for three consecutive seasons (1988-90), the only Hawk to ever do so. She also led the team in steals her final two years. She earned First Team All-Big 5 and All-Atlantic 10 honors each of her three seasons. She was twice (1989 and 1990) honored as the A-10 and Big 5 Player of the Year, pacing the circuits in scoring each season. She was named A-10 Player of the Week 15 times. With her leading the way, SJU advanced to the NCAA Tournament three straight seasons, twice making it to the second round. The Hawks won Big 5 titles in 1988 and 1990.

As a senior, Hodges earned First Team All-American honors, being named to the Kodak, USWBA and the Naismith squads. That year she averaged 27.6 points, and 12.0 rebounds per contest, finishing third in the nation in scoring and 13th in rebounding, respectively. As a junior she posted 23.4 points and 11.2 rebounds. She made the All-District squad in both 1989 and 1990.

Hodges' career did not end when she graduated from SJU. She went on to a professional career in Italy, Japan, and Spain. Back in the States, she played with the New England Blizzard in the ABL. She also spent time as an assistant coach at Massachusetts and Drexel. On two occasions, she represented the United States in international competition, playing on the Jones Cup team in 1988 and the World University Games team in 1991.

SJU Women's Basketball Hall of Fame



SUSAN MORAN (1998-02) INDUCTED IN 2008

A four-year standout on the court for Saint Joseph's from 1998-2002, Susan Moran became 25th member of the Hawks' Women's Basketball Hall of Fame in 2008.

Helping the Hawks to two NCAA Tournament appearances and the 1999 Atlantic 10 Championship, the four-year letterwinner was a four-time A-10 All-Conference and Big 5 honoree. An All-American Honorable Mention as a senior, Moran went on to collect A-10 and Big 5 Player of the Year accolades, along with A-10 Student-Athlete of the Year and Academic All-America honors in 2002. Starting all 122 games over her four seasons, she is the only Hawk in SJU history to lead her team in both scoring and rebounding all four seasons. She capped her career as the all-time leading scorer with 2,340 points. On February 24, 2008, Moran became only the second Hawk in program history to have her jersey (#10) retired.

Moran became the 19th member of the SJU women's basketball program to be named to the Philadelphia Big 5 Hall of Fame as the current Hawk assistant coach was inducted in January 2009 and the SJU Athletic Hall of Fame in 2010.



ELLEN SHIELDS (1986-90) INDUCTED IN 1997

One of the most accurate shooters in Hawk history, Ellen Shields still holds the SJU career record for three-point accuracy (40.4 percent). Shields was inducted into both the Philadelphia Big 5 and Saint Joseph's Basketball Halls of Fame in 1997, and the SJU Athletics Hall of Fame in 2006.

A two-time Hawk captain (1989 and 1990), she helped SJU to four consecutive NCAA Tournament appearances, advancing to the second round three times. SJU also claimed three Big 5 titles (1987-88-90) during her tenure, while finishing as Atlantic 10 Tournament-runner up those same three seasons.

An A-10 All-Rookie team pick as a freshman, she was named to the All-Atlantic 10 third team as a junior. Shields was also named an unsung hero by the Big 5 that year. Her senior year, she garnered First Team All-A-10 and All-Big 5 honors. She received the team's Most Improved Player award in both 1988 and 1989.

In addition to her long-range accuracy, Shields ranks fifth on the career free throw percentage list (81 percent). She holds the Hawk record for consecutive free throws made with 35 straight in 1989.

Additionally, she served as SJU's director of basketball operations from 2007 to 2010.



ANNE "MUFFET" O'BRIEN (1973-77) INDUCTED IN 1986

One of the original "Hawkettes," Anne "Muffet" (nee O'Brien) McGraw directed the offense for the first four Hawk varsity women's basketball teams. She played under legendary former SJU head coaches Ellen Ryan, Theresa Greutz and Rene Portland during her career. A 1977 SJU grad, she was enshrined in

the school's Basketball Hall of Fame in 1986, the Philadelphia Big 5 Hall of Fame in 1990, the Saint Joseph's Athletics Hall of Fame in 2002 and the Women's Basketball Hall of Fame in 2011.

The Hawks' captain as both a junior and senior, she averaged 7.9 points, 3.5 assists and 3.1 steals over her four-year career. Her Hawk squads posted an astounding 60-11 record and were ranked among the top 10 nationally. She helped SJU to a third-place finish in the Eastern Region of the AIAW Tournament in 1976, while in 1977 they were runner up in the Eastern Region and took sixth place at the national tournament.

O'Brien, who is currently the head coach at Notre Dame, led the Irish to the 2001 national title. Prior to heading to the Midwest, she spent five years as the head coach at Lehigh University. She began her college coaching career at her alma mater as an assistant coach under Jim Foster during the 1980 and 1981 seasons. Prior to beginning her coaching career she played one season for the California Dreams of the Women's Professional Basketball League (1980).



CAROL POLACHEK (1979-83) INDUCTED IN 1990

Carol Polachek graduated from Saint Joseph's in 1983 and was inducted into the school's basketball Hall of Fame in 1990.

She captained the Hawks during the 1982-83 season, and is 22nd on the career points list with 975. She is considered to be one of the best perimeter shooters in Saint Joseph's history.

Administrative Inductees



ELLEN RYAN
Inducted in 1983
Head Coach 1974,
Senior Women's
Administrator
1976-11



ANDY DOUGHERTY
Inducted in 1983
Sports Information
Director
1972-81



ROOSEVELT HUNTER
Inducted in 1991
Community Liaison



REV. EMORY ROSS, S.J.
Inducted in 1985
Team Chaplain

Hawks In Other Halls of Fame

Big 5		Saint Joseph's Athletics	
Year Inducted		Year Inducted	
Debbie Black	1995	Debbie Black	2000
Trish Brown	1992	Trish Brown	2004
Robyne Bostick	2000	Teresa Carmichael	2000
Teresa Carmichael	1994	Katie Curry	2005
Audrey Codner	2001	Renie Dunne	2001
Megan Compain	2003	Kim Foley	2003
Maureen Costello	2004	Mary Sue Garrity	2000
Katie Curry	1999	Dale Hodges	1999
Renie Dunne	1991	Chrissy McGoldrick	2001
Kim Foley	1995	Susan Moran	2010
Mary Sue Garrity	1989	Muffet O'Brien	2002
Dale Hodges	1996	Ellen Shields	2006
Amy Mallon	2001	Ellen Ryan*	1999
Chrissy McGoldrick	1989		
Susan Moran	2009		
Terri Mohr	1993		
Muffet O'Brien	1990		
Ellen Shields	1997		
Ellen Ryan*	2003		

Retired Jerseys

10

Susan Moran • 1998-02
Jersey Retired February 24, 2008



On the afternoon of February 24, 2008, the Hawks honored one of their all-time greats as Saint Joseph's made Susan Moran only the second Hawk in program history to have her jersey retired.

Helping the Hawks to two NCAA Tournament appearances and the 1999 Atlantic 10 Championship, the four-year letterwinner was a four-time A-10 All-Conference and Big 5 honoree.

An Honorable Mention All-American as a senior, Moran went on to collect A-10 and Big 5 Player of the Year accolades, along with A-10 Student-Athlete of the Year and Academic All-America honors in 2002.

Starting all 122 games over her four seasons, she is the only Hawk in SJU history to lead her team in both scoring and rebounding all four seasons. She capped her career as the all-time leading scorer with 2,340 points.

Enshrined into the Big 5 Hall of Fame in January of 2009, Moran became the 12th member of the women's basketball team to be named to the SJU Athletics Hall of Fame on October 16, 2010.



44

Dale Hodges • 1987-90
Jersey Retired December 28, 1999



One of the greatest players in Saint Joseph's University women's basketball history, Dale Hodges still holds over 29 school records 20 years after her final game in Crimson and Gray.

Playing only three seasons for the Hawks, Hodges led the team in scoring, rebounding and blocks every year as Saint Joseph's advanced to the NCAA Tournament each season.

A two-time Atlantic 10 Player of the Year, Hodges earned A-10 All-Conference First Team honors all three seasons and was twice picked Big 5 player of the Year. As a senior, she became the first Hawk to earn All-American honors as she was selected to the Kodak, USBWA and Naismith First Teams.

Inducted into both the Big 5 and Saint Joseph's Women's Basketball Halls of Fame in 1996, Hodges was part of the inaugural SJU Athletics Hall of Fame class in 1999.



Pride • Purpose • Passion

All-Time Alphabetical Roster

A

Sarah Acker 2007-09
Cindy Anderson 1987-92

B

Michelle Baker 2008-Present
Rita Balaban 1988-91
Jane Beisel 1977-79
Margaret Bess 1985-90
Barbara Black 1982-86
Debbie Black 1984-88
Robyne Bostick 1990-94
Carol Boyer 1978-82
Erin Brady 2002-04
Betty Brennan 1981-84
Wendy Brink 1987-91
Trish Brown 1981-85
Dominique Bryant 2007-11
Joanne Burke 1977-79
Alix Burns 1985-89
Liz Burns 1988-89
Shirelle Butts 1997-99

C

Teresa Carmichael 1983-87
Deneen Carvalho 1983-85
Kelly Cavallo 2008-Present
Ellen Clark 1983-87
Colleen Coady 1975-76
Audrey Codner 1990-94
Flo Collington 1978-79
Megan Compain 1993-97
Toni Cooper 1981-82
Ayahna Cornish 2003-07

Kathy Costello 1997-00
Maureen Costello 1994-98
Melissa Coursey 1995-99
Kristin Cuff 2002-03
Katie Curry 1989-93

D

Patti Daly 1976-77
Susie Dean 1986-90
Debbie Descano 1977-79
Kelley Devine 1985-88
Tina Dishman 1976-79
Mariame Djouara 2008-10
Maureen Dougherty 1987-91
Rosemary Dougherty 1973-74
Jessi Dunne 1981-85
Renie Dunne 1978-82

E

Rosemary Eberwine 1973-74

F

Amy Facer 1993-97
Elandra Farrior 1993-95
Whitney Ffrench 2003-07
Brie Finney 2003-04
Kim Foley 1985-89
Janet Fonda 1981-85
Cyndi Fontanilles 1994-95
Brittany Ford 2005-10
Missy Foy 1979-83

G

Mary Sue Garrity 1974-78
Joanne Gentry 1977-81
Amy Gillespie 2006-10
Colleen Golden 1979-81
Timisha Gomez 2004-08
IIZE Gotfrida 2010-Present
Stephanie Graff 2000-04
Jennifer Greenwell 1995-99

H

Marianne Halstead 1991-92
Tracy Harmon 1990-94
Kathy Hemsley 1974-77
India Henderson 1992-94
Diane Henesey 1982-86
Dawn Hertz 1976-80
Dale Hodges 1987-90
Esther Hoffer 2000-04

I

J.J. Illes 1994-98

J

Cindy Jakubowicz 1991-95
Cassandra Jefferson 1978-80
Alexis Johnson 2007-09
Val Johnson 1990-94
Allie Jones 2010-11
Nikki Jones 1993-97

K

Eileen Kane 1974-75
Mary Killion 1975-76
Chrissy Kitching 1975-78
Hillary Klimowicz 2005-06
Loretta Knapp 1978-81
Irina Krasnoshiok 2000-04
Katie Kuester 2008-Present
Cheryl Kulesa 1997-00
Barbora Kuklova 1997-00

Pride • Purpose • Passion



Audrey Codner



India Henderson

All-Time Alphabetical Roster

L

Kathy Langley	1974-78
Jana Lichnerova	1996-00
Joan Lobron	1979-80
Kim Locicero	2004-05
Ashley Logue	2006-10
Jenna Loschiavo	2005-09
Rene Lonergan	1975-76

M

Mary Maley	1973-77
Amy Mallon	1992-93
Dee Martino	1973-75
JoAnn Matusz	1979-81
Michele McAndrew	1975-77
Maura McBryan	2002-06
Molly McCloskey	1982-84
Mary Kate McDade	2005-09
Kathy McDonald	1973-75
Michele McDonald	1973-75
Colleen McGahan	1998-03
Chrissy McGoldrick	1975-78
Mary McGroerty	1973-75
Kate McPeak	1979-83
Jane Meade	1998-02
Amra Mehmedic	2000-04
Barbara Miller	1981-83
Elizabeth "Hootie" Mohan	2000-04
Terri Mohr	1984-86
Anita Moore	1991-95
Susan Moran	1998-02

N

Kerri Nemeth	1990-94
Mary Lou Newman	1973-74

O

Muffet O'Brien	1973-77
Peggy O'Brien	1980-84
Katie O'Donnoghue	1978-79
Barbara O'Rourke	1975-76
Jen Oyler	2005-07

P

Kasie Parker	2010-Present
Zoya Pavlovskaya	2004-07
Carol Polachek	1979-83
Erica Pollock	2003-07
Ashley Prim	2009-Present
Natasha Pronga	1999-03

R

Jeanine Reynolds	1985-90
Terraya Richardson	1999-03
Sue Ridge	1977-81
Cathy Ritchie	1973-75
Ashley Robinson	2009-Present
Laren Robinson	2007-09
Jill Rooney	1983-87
Christine Roth	2004-06

S

Deanna Sabalesky-Kyle	1980-82
Christen Scanlon	2002-06
Kate Schmid	1996-99
Faith (Gross) Schutte	2002-06
Ellen Shields	1986-90
Erin Shields	2010-Present
Shelby Smith	2009-Present
Amy Snell	1998-02
Kelly Springman	2002-05
Kim Stoll	1995-98
Carrie Strahle	1998-01
Lauren Straub	1994-96
Kristen Sullivan	1992-96
Beth Supensky	1987-89

T

Takeya Trayer	1999-03
-------------------------	---------

V

Sue Valocchi	1976-77
Samira Van Grinsven	2010-Present
Mireia Vila	2009-Present

W

J. Alison Watts	1996-98
Tonya Wenger	1991-95
Alison Witterholt	1982-86
Amy Wold	2006-08

Z

Angela Zampella	1997-01
---------------------------	---------

Note: **Bold** denotes returning letterwinner



Jana Lichnerova



Terri Mohr



Kristen Sullivan

Pride • Purpose • Passion

All-Time Numerical Roster

00

Anita Moore 1993-95
J.J. Illes 1995-98

1

Whitney Ffrench 2003-07
Ilze Gotfrida 2010-Present

2

Kallie Hovatter 2007-08

3

Brie Finney 2003-04
Kim Locicero 2004-05
Jen Oyler 2005-07
Erin Shields 2010-Present

4

Chrissy McGoldrick 1975-78
Cassandra Jefferson 1978-79
Missy Foy 1979-80
Toni Cooper 1981-82
Debbie Black 1984-85
Ellen Shields 1986-88
Melissa Coursey 1994-99
Erin Brady 2002-04
Amy Wold 2006-08

5

Elizabeth "Hootie" Mohan . . . 2000-04
Mary Kate McDade 2005-09

10

Muffet O'Brien 1973-77
Ellen Shields 1986-90
Kerri Nemeth 1990-94
J.J. Illes 1995-98
Susan Moran 1998-02
Brittany Ford 2005-07

11

Dee Martino 1973-75
Cindy Anderson 1987-92
Megan Compain 1994-97
Cheryl Kulesa 1997-00
Kristin Cuff 2002-03
Mariame Djouara 2008-10
Kasie Parker 2010-Present

12

Mary Maley 1973-77
Dawn Hertz 1976-79
Katie O'Donnoghue 1978-79
Missy Foy 1980-81
Diane Henesey 1982-86
Liz Burns 1988-89
Tracy Harmon 1990-94
Jennifer Greenwell 1995-99
Amra Mehmedic 2000-04

Mireia Vila 2009-Present

13

Michele McAndrew 1975-76
Dale Hodges 1987-88
Audrey Codner 1991-94
Kelly Springman 2002-05
Laren Robinson 2007-09
Ashley Robinson 2009-Present

14

Rosemary Eberwine 1973-74
Kathy Hemsley 1974-77
Sue Ridge 1977-81
Debbie Black 1985-88
Marianne Halstead 1991-92
Angela Zampella 1997-01
Dominique Bryant 2007-11

15

Kathy McDonald 1973-75
Mary Sue Garrity 1974-78
Susie Dean 1986-90
Jana Lichnerova 1996-00
Maura McBryan 2002-06
Katie Kuester 2008-Present

20

Rosemary Dougherty 1973-74
Sue Valocchi 1976-77
Colleen Golden 1979-81
Barbara Black 1982-85
Margaret Bess 1985-90
Wendy Huelsman 1990-91
Kristen Sullivan 1992-96
Natasha Pronga 2001-03
Shelby Smith 2009-Present



Ayahna Cornish

21

Mary Lou Newman 1973-74
Mary Killion 1975-76
Debbie Descano 1977-79
Cassandra Jefferson 1979-80
Barbara Miller 1981-83
Cindy Anderson 1987-88
Katie Curry 1989-93
Takeya Trayer 1999-03
Ayahna Cornish 2003-07
Brittany Ford 2007-10
Samira van Grinsven . 2010-Present

22

Michele McDonald 1973-75
Barbara O'Rourke 1975-76
Michele McAndrew 1976-77
Sue Valocchi 1976-77
Jessi Dunne 1981-85
Barbara Black 1985-86
Cindy Anderson 1987-88
Maureen Dougherty 1988-91
Cindy Jakubowicz 1994-95
Anita Moore 1991-93
Shirelle Butts 1997-99
Faith (Gross) Schutte 2002-06
Michelle Baker 2008-Present

All-Time Numerical Roster

23

Mary McGroerty	1973-75
Amy Facer	1993-97
Jane Meade	1998-02
Alexis Johnson	2007-09
Allie Jones	2010-11

24

Colleen Coady	1975-76
Joanne Burke	1977-79
Kate McPeak	1979-81
Peggy O'Brien	1981-84
Stephanie Hughes	1984-88
Wendy Huelsman	1991-92
India Henderson	1992-94
Maureen Costello	1994-98
Natasha Pronga	1999-01
Kelly Cavallo	2008-Present

25

Patti Daly	1976-77
Michele McAndrew	1976-77
Jane Beisel	1978-79
JoAnn Matusz	1979-81
Betty Brennan	1981-84
Terri Mohr	1984-86
Susie Dean	1986-88
Carrie Strahle	1998-01
Jenna Loschiavo	2005-09
Ashley Prim	2009-Present

30

Cathy Ritchie	1973-75
Rene Lonergan	1975-76
Nikki Jones	1993-97
Amy Snell	1998-02
Christen Scanlon	2002-06
Amy Gillespie	2006-10



Irina Krasnoshiok

31

Megan Compain	1993-94
Colleen McGahan	1998-03
Christine Roth	2004-06

32

Kathy Langley	1974-78
Muffet O'Brien	1977-77
Peggy O'Brien	1980-81
Kate McPeak	1981-83
Alison Witterholt	1983-86
Maureen Dougherty	1987-88
Rita Balaban	1988-90
Kim Stoll	1995-98
Terraya Richardson	1999-03
Timisha Gomez	2004-08

33

Dawn Hertz	1979-80
Carol Boyer	1978-82
Janet Fonda	1981-85
Kim Foley	1985-89
Rita Balaban	1990-91
Cindy Jakubowicz	1991-94
Cyndi Fontanilles	1994-95
Barbora Kuklova	1997-00
Erica Pollock	2003-07
Ashley Logue	2007-10

34

Eileen Kane	1974-75
Chrissy Kitching	1975-78
Loretta Knapp	1978-81
Trish Brown	1981-85
Jeanine Reynolds	1985-90
Val Johnson	1990-94
Zoya Pavlovskaya	2004-07

35

Renie Dunne	1978-82
Missy Foy	1982-83
Ellen Clark	1983-87
Wendy Brink	1987-88
Robyne Bostick	1990-94
Kathy Costello	1997-00
Irina Krasnoshiok	2000-04

40

Krista Hutchison	2004-08
----------------------------	---------

42

Joanne Gentry	1977-81
Molly McCloskey	1982-84
Jill Rooney	1983-87
Beth Supensky	1987-89
Amy Mallon	1992-93
Elandra Farrior	1993-95

43

J. Alison Watts	1996-98
Hillary Klimowicz	2005-06
Ashley Logue	2006-07

44

Tina Dishman	1978-79
Joan Lobron	1979-80
Deanna Sabalesky-Kyle	1980-82
Carol Polachek	1982-83
Teresa Carmichael	1983-87
Dale Hodges	1988-90
Lauren Straub	1994-96
Carrie Strahle	1998-01

45

Kathy Langley	1976-77
Flo Collington	1978-79
Carol Polachek	1979-81
Alison Witterholt	1982-83
Kelley Devine	1985-88
Wendy Brink	1990-91
Tonya Wenger	1991-95

50

Deneen Carvalho	1983-85
Alix Burns	1985-89
Audrey Codner	1990-91
Kate Schmid	1996-99
Stephanie Graff	2000-04

51

Sarah Acker	2007-09
-----------------------	---------

55

Wendy Brink	1987-90
Esther Hoffer	2000-04

Note: **Bold** denotes returning letterwinner

Pride • Purpose • Passion

Honors And Awards

All-America

Year	Player
2001-02	Susan Moran (AP—Honorable Mention)
1999-00	Angela Zampella (AP—Honorable Mention)
1989-90	Dale Hodges (Kodak — 1st Team)
1989-90	Dale Hodges (USWBA— 1st Team)
1989-90	Dale Hodges (Naismith— 1st Team)

All-District

Year	Player
2001-02	Susan Moran
1993-94	Robyne Bostick
1992-93	Katie Curry
1992-93	Amy Mallon
1989-90	Dale Hodges
1988-89	Kim Foley
1988-89	Dale Hodges
1987-88	Debbie Black

Atlantic 10 Player of the Year

Year	Player
2001-02	Susan Moran
1999-00	Jana Lichnerova
1992-93	Katie Curry
1989-90	Dale Hodges
1988-89	Dale Hodges

Atlantic 10 Rookie of the Year

Year	Player
2005-06	Hillary Klimowicz
1998-99	Susan Moran

Atlantic 10 Sixth Player of the Year

Year	Player
2010-11	Ashley Prim

Atlantic 10 All-Rookie Team

Year	Player
2010-11	Erin Shields
2009-10	Ashley Prim
2007-08	Sarah Acker
2005-06	Hillary Klimowicz Jen Oyler
2004-05	Erica Pollock
2000-01	Amra Mehmedic
1998-99	Susan Moran
1997-98	Angela Zampella
1994-95	Maureen Costello
1986-87	Ellen Shields
1985-86	Kim Foley
1984-85	Debbie Black

Atlantic 10 All-Conference

Year	Player
2009-10	Brittany Ford (3rd Team)
2008-09	Brittany Ford (Honorable Mention)
2007-08	Sarah Acker (3rd Team)
2006-07	Ayahna Cornish (2nd Team)
2005-06	Ayahna Cornish (2nd Team)
2003-04	Stephanie Graff (2nd Team) Erin Brady (3rd Team) Irina Krasnoshiok (3rd Team)
2002-03	Irina Krasnoshiok (3rd Team)
2001-02	Susan Moran (1st Team)
2000-01	Angela Zampella (1st Team) Susan Moran (1st Team)
1999-00	Jana Lichnerova (1st Team) Angela Zampella (2nd Team) Susan Moran (2nd Team)
1998-99	Susan Moran (2nd Team) Angela Zampella (3rd Team)
1997-98	Maureen Costello (1st Team) Angela Zampella (2nd Team) Jana Lichnerova (3rd Team)
1996-97	Megan Compain (1st Team) Maureen Costello (2nd Team) Amy Facer (2nd Team)
1995-96	Kristen Sullivan (2nd Team) Megan Compain (3rd Team)
1994-95	Megan Compain (2nd Team) Amy Facer (3rd Team)
1993-94	Robyne Bostick (1st Team) India Henderson (3rd Team)
1992-93	Katie Curry (1st Team) Amy Mallon (1st Team) Audrey Codner (3rd Team)
1991-92	Katie Curry (1st Team) Audrey Codner (2nd Team) Cindy Anderson (3rd Team)
1990-91	Wendy Brink (2nd Team) Katie Curry (2nd Team)
1989-90	Dale Hodges (1st Team) Ellen Shields (1st Team)
1988-89	Dale Hodges (1st Team) Kim Foley (1st Team) Ellen Shields (3rd Team)
1987-88	Debbie Black (1st Team) Dale Hodges (1st Team) Kim Foley (2nd Team)
1986-87	Teresa Carmichael (1st Team) Debbie Black (2nd Team)
1985-86	Debbie Black (2nd Team) Teresa Carmichael (2nd Team) Terri Mohr (2nd Team)
1984-85	Trish Brown (1st Team) Terri Mohr (2nd Team)
1983-84	Trish Brown (1st Team)
1982-83	Trish Brown (2nd Team)

Atlantic 10 All-Tournament Team

Year	Player
2007	Ayahna Cornish Brittany Ford
2004	Stephanie Graff Irina Krasnoshiok
2002	Susan Moran Stephanie Graff
2000	Angela Zampella Susan Moran
1999	Melissa Coursey (MVP) Susan Moran
1997	Megan Compain (MVP) Amy Facer
1995	Amy Facer
1993	Robyne Bostick Amy Mallon
1992	Katie Curry
1991	Katie Curry
1990	Dale Hodges
1989	Kim Foley
1988	Debbie Black Dale Hodges
1987	Debbie Black Teresa Carmichael Jill Rooney
1985	Debbie Black Trish Brown

Atlantic 10 All-Academic Team

Year	Player
2005-06	Faith Schutte
2004-05	Maura McBryan
2003-04	Stephanie Graff
2002-03	Stephanie Graff
2001-02	Susan Moran
2000-01	Susan Moran
1999-00	Jana Lichnerova Susan Moran
1996-97	Nikki Jones
1995-96	Kristen Sullivan
1994-95	Nikki Jones
1992-93	Amy Mallon
1989-90	Jeanine Reynolds Rita Balaban (Honorable Mention)
1988-89	Kim Foley Rita Balaban (Honorable Mention) Jeanine Reynolds (Honorable Mention)
1987-88	Kim Foley
1986-87	Kim Foley Jill Rooney
1985-86	Kim Foley Jill Rooney (Honorable Mention)

Honors And Awards

Big 5

Player of the Year

Year	Player
2001-02	Susan Moran
1997-98	Maureen Costello
1996-97	Megan Compain
1993-94	Robyne Bostick
1992-93	Amy Mallon
1989-90	Dale Hodges
1988-89	Dale Hodges
1987-88	Debbie Black
1980-81	Renie Dunne

Big 5

Rookie of the Year

Year	Player
2009-10	Ashley Prim
2007-08	Sarah Acker
2005-06	Hillary Klimowicz
2004-05	Erica Pollock
1998-99	Susan Moran
1990-91	Sue Bostick

Big 5

Sportsmanship Award

Year	Player
2007-08	Mary Kate McDade
2010-11	Katie Kuester

Big 5

Most Improved

Year	Player
2009-10	Ashley Logue

Big 5

All-Academic Team

Year	Player
2010-11	Shelby Smith
2009-10	Shelby Smith
2008-09	Mary Kate McDade
2007-08	Timisha Gomez
2006-07	Zoya Pavlovskaya
2005-06	Maura McBryan
2004-05	Faith Schutte
2003-04	Elizabeth "Hootie" Mohan
2002-03	Stephanie Graff
2001-02	Amy Snell
2000-01	Susan Moran
1999-00	Jana Lichnerova
1998-99	Jana Lichnerova
1997-98	Maureen Costello
1996-97	Nikki Jones
1995-96	Kristen Sullivan

All-Big 5

Year	Player
2010-11	Michelle Baker (Second Team) Katie Kuester (Second Team)
2009-10	Brittany Ford (1st Team) Ashley Logue (2nd Team)
2008-09	Mariame Djouara (2nd Team) Brittany Ford (2nd Team)
2007-08	Sarah Acker (1st Team) Timisha Gomez (2nd Team)
2006-07	Ayahna Cornish (1st Team) Whitney Ffrench (2nd Team)
2005-06	Ayahna Cornish (2nd Team) Faith Schutte (2nd Team)
2003-04	Stephanie Graff (1st Team) Erin Brady (2nd Team) Irina Krasnoshiok (2nd Team)
2002-03	Irina Krasnoshiok (1st Team) Erin Brady (2nd Team)
2001-02	Susan Moran (1st Team) Stephanie Graff (2nd Team)
2000-01	Angela Zampella (1st Team) Susan Moran (1st Team)
1999-00	Angela Zampella (1st Team) Jana Lichnerova (1st Team) Susan Moran (1st Team)
1998-99	Melissa Coursey (1st Team) Angela Zampella (1st Team) Jana Lichnerova (2nd Team) Susan Moran (2nd Team)
1997-98	Maureen Costello (1st Team) Melissa Coursey (2nd Team) Angela Zampella (2nd Team)
1996-97	Megan Compain (1st Team) Maureen Costello (2nd Team) Amy Facer (1st Team)
1995-96	Megan Compain (1st Team) Amy Facer (2nd Team) Kristen Sullivan (2nd Team)
1994-95	Megan Compain (1st Team) Amy Facer (2nd Team) Kristen Sullivan (2nd Team)
1993-94	Robyne Bostick (1st Team) India Henderson (1st Team)
1992-93	Amy Mallon (1st Team) Katie Curry (1st Team) Audrey Codner (2nd Team)
1991-92	Audrey Codner (1st Team) Katie Curry (1st Team) Cindy Anderson (2nd Team)
1990-91	Wendy Brink (1st Team) Katie Curry (1st Team) Cindy Anderson (2nd Team)
1989-90	Dale Hodges (1st Team) Ellen Shields (1st Team)
1988-89	Dale Hodges (1st Team) Kim Foley (1st Team)
1987-88	Debbie Black (1st Team) Dale Hodges (1st Team) Kim Foley (2nd Team)
1986-87	Debbie Black (1st Team) Teresa Carmichael (1st Team)
1985-86	Teresa Carmichael (1st Team)

Terri Mohr (1st Team)

1984-85	Trish Brown (1st Team) Terri Mohr (1st Team)
1983-84	Trish Brown (1st Team) Janet Fonda (2nd Team)
1982-83	Trish Brown (1st Team)
1981-82	Renie Dunne (1st Team)
1980-81	Renie Dunne (1st Team)
1979-80	Renie Dunne (2nd Team)

I-AAA Scholar-Athlete

Year	Player
2005-06	Faith Schutte

Atlantic 10

Student-Athlete of the Year

Year	Player
2001-02	Susan Moran
2000-01	Susan Moran
1999-00	Jana Lichnerova

Academic All-America

Year	Player
2001-02	Susan Moran (3rd Team)
2000-01	Susan Moran (2nd Team)
1988-89	Kim Foley (1st Team)
1987-88	Kim Foley (2nd Team)
1986-87	Kim Foley (3rd Team)

Academic All-District

Year	Player
2005-06	Faith Schutte (1st Team) Maura McBryan (2nd Team)
2004-05	Maura McBryan (2nd Team)
2003-04	Stephanie Graff (1st Team)
2002-03	Stephanie Graff (2nd Team) Amra Mehmedic (2nd Team)
2001-02	Susan Moran (1st Team)
2000-01	Susan Moran (1st Team)
1992-93	Amy Mallon (1st Team)
1989-90	Jeanine Reynolds (1st Team)
1988-89	Kim Foley (1st Team)
1987-88	Kim Foley (1st Team)
1986-87	Kim Foley (1st Team)



A 2006 graduate of Saint Joseph's, Faith Schutte became the first Hawk to be named an I-AAA Scholar-Athlete.

Honors And Awards

Most Valuable Player

Year	Recipient
2010-11	Michelle Baker
2009-10	Ashley Logue
2008-09	Mary Kate McDade
2007-08	Timisha Gomez
2006-07	Ayahna Cornish
2005-06	Faith Schutte
2004-05	Maura McBryan
2003-04	Stephanie Graff
2002-03	Erin Brady
2001-02	Susan Moran
2000-01	Angela Zampella / Susan Moran
1999-00	Team
1998-99	Jen Greenwell / Kate Schmid
1997-98	Maureen Costello
1996-97	Megan Compain / Amy Facer / Nikki Jones
1995-96	Kristen Sullivan
1994-95	Team
1993-94	Robyne Bostick / India Henderson
1992-93	Katie Curry / Amy Mallon
1991-92	Katie Curry / Cindy Anderson
1990-91	Cindy Anderson
1989-90	Dale Hodges
1988-89	Dale Hodges / Kim Foley
1987-88	Debbie Black
1986-87	Teresa Carmichael / Debbie Black

Best Offensive Player

Year	Recipient
2010-11	Katie Kuester
2009-10	Brittany Ford
2008-09	Brittany Ford
2007-08	Sarah Acker
2006-07	Ayahna Cornish
2005-06	Ayahna Cornish
2004-05	Ayahna Cornish
2003-04	Erin Brady / Irina Krasnoshiok
2002-03	Irina Krasnoshiok
2001-02	Susan Moran

Best Defensive Player

Year	Recipient
2010-11	Michelle Baker
2009-10	Amy Gillespie
2008-09	Jenna Loschiavo
2007-08	Jenna Loschiavo
2006-07	Erica Pollock
2005-06	Hillary Klimowicz
2004-05	Erica Pollock
2003-04	Erin Brady / Elizabeth "Hootie" Mohan
2002-03	Stephanie Graff / Natasha Pronga
2001-02	Amy Snell

Reverend Emory Ross Academic Excellence Award

Year	Recipient
2010-11	Shelby Smith
2009-10	Shelby Smith
2008-09	Kevin Hensler*
2007-08	Timisha Gomez
2006-07	Zoya Pavlovskaya
2005-06	Faith Schutte
2004-05	Faith Schutte
2003-04	Amra Mehmedic
2002-03	Amra Mehmedic
2001-02	Stephanie Graff
2000-01	Susan Moran
1999-00	Barbora Kuklova
1998-99	Barbora Kuklova
1997-98	Barbora Kuklova
1996-97	Nikki Jones / Jana Lichnerova
1995-96	Nikki Jones
1994-95	Tonya Wenger
1993-94	Tonya Wenger
1992-93	Tonya Wenger
1991-92	Tonya Wenger
1990-91	Rita Balaban
1989-90	Jeanine Reynolds
1988-89	Kim Foley
1987-88	Kim Foley
1986-87	Kim Foley

Chris DiJulia Inspirational Award

Year	Recipient
2010-11	Dominique Bryant
2009-10	Mariame Djouara
2008-09	Mary Kate McDade
2007-08	Krista Hutchison
2006-07	Whitney Ffrench
2005-06	Brittany Ford
2004-05	Kelly Springman
2003-04	Maura McBryan
2002-03	Maura McBryan
2001-02	Esther Hoffer

Patricia Ryan Unsung Hero Award

Year	Recipient
2010-11	Kelly Cavallo
2009-10	Katie Kuester
2008-09	Ryan Gensler*
2007-08	Laren Robinson
2006-07	Mary Kate McDade
2005-06	Beth Howard*
2004-05	Kelly Conlan*
2003-04	Elizabeth "Hootie" Mohan
2002-03	Elizabeth "Hootie" Mohan
2001-02	Jane Meade
2000-01	Nicole Chimera*
1999-00	Kathy Costello
1998-99	Not Awarded
1997-98	Jen Greenwell
1996-97	Jana Lichnerova
1995-96	Maureen Costello



2011 Most Valuable Player Michelle Baker with head coach Cindy Griffin



2011 Rev. Emory Ross Academic Excellence Award winner Shelby Smith with educational support services' Ken Krimmel.



2011 Chris DiJulia Inspirational Award recipient Dominique Bryant with Chris and assistant coach Susan Moran.

Honors And Awards

Roosevelt Hunter Community Service Award

Year	Recipient
2010-11	Mireia Vila
2009-10	Michelle Baker
2008-09	Katie Kuester
2007-08	Krista Hutchison
2006-07	Krista Hutchison
2005-06	Christen Scanlon
2004-05	Christen Scanlon
2003-04	Amra Mehmedic
2002-03	Natasha Pronga
2001-02	Kristin Cuff
2000-01	Colleen McGahan
1999-00	Angela Zampella
1998-99	Jen Greenwell
1997-98	Jen Greenwell
1996-97	Nikki Jones

Spirit Award

Year	Recipient
2000-01	Esther Hoffer
1999-00	Terraya Richardson
1998-99	Not Awarded
1997-98	Not Awarded
1996-97	Kim Stoll
1995-96	Kim Stoll
1994-95	Cindy Jakubowicz
1993-94	Elandra Farrior / Cindy Jakubowicz
1992-93	Cindy Jakubowicz
1991-92	Anita Moore
1990-91	Wendy Huelsman
1989-90	Susie Dean
1988-89	Maureen Dougherty
1987-88	Susie Dean
1986-87	Ellen Clark

Most Improved Player

Year	Recipient
2010-11	Kelly Cavallo
2009-10	Ashley Logue
2008-09	Ashley Logue
2007-08	Amy Wold
2006-07	Jenna Loschiavo
2005-06	Timisha Gomez / Faith Schutte
2004-05	Maura McBryan
2003-04	Kelly Springman
2002-03	Irina Krasnoshiok
2001-02	Stephanie Graff
2000-01	Stephanie Graff
1999-00	Colleen McGahan
1998-99	Not Awarded
1997-98	Kathy Costello
1996-97	Melissa Coursey
1995-96	Jen Greenwell
1994-95	Nikki Jones
1993-94	Anita Moore
1992-93	Anita Moore
1991-92	Kerri Nemeth
1990-91	Katie Curry
1989-90	Wendy Brink
1988-89	Ellen Shields
1987-88	Ellen Shields
1986-87	Stephanie Hughes

Alumni Award

Year	Recipient
2010-11	Kathy Langley

Loyalty and Leadership Award

Year	Recipient
2010-11	Katie Kuester
2009-10	Amy Gillespie
2008-09	Mary Kate McDade
2007-08	Mary Kate McDade
2006-07	Whitney Ffrench
2005-06	Maura McBryan
2004-05	Kelly Springman
2003-04	Esther Hoffer / Bill Leahy*
2002-03	Colleen McGahan
2001-02	Colleen McGahan
2000-01	Tim Regenauer*
1999-00	Nikki Jones*
1998-99	Kathy Costello
1997-98	Kate Schmid
1996-97	Not Awarded
1995-96	Phil Roache*
1994-95	Anita Moore
1993-94	Audrey Codner
1992-93	Fr. Donald Clifford *
1991-92	Janine Leavy* / Trish Martin*
1990-91	Charlie Dougherty*
1989-90	Jeanine Reynolds
1988-89	Alix Burns
1987-88	Stephanie Hughes
1986-87	Jill Rooney

Fan of the Year

Year	Recipient
2010-11	Koeppel Family *
2009-10	Rabbi Richard Libowitz *
2008-09	Carty Family *
2007-08	Gardner and Toni Foley *
2006-07	Helen Magee *

* - Non-Player

Pride • Purpose • Passion



2011 Roosevelt Hunter Community Service Award winner Mireia Vila with director of basketball operations Katie Gardler.



2011 Most Improved Player Award winner Kelly Cavallo with assistant coach Susan Moran.



2011 Loyalty and Leadership Award winner Katie Kuester with assistant coach Stephanie McCaffrey.

Hawks And USA Basketball

Hawks and USA Basketball

Year	Player/Coach	Capacity
2000	Stephanie V. Gaitley	R. William Jones Cup Team Asst. Coach
2000	Angela Zampella	R. William Jones Cup Team
1995	Stephanie V. Gaitley	U.S. Olympic Festival Head Coach-West
1995	Amy Facer	U.S. Olympic Festival - East
1991	Dale Hodges	World University Games
1990	Katie Curry	U.S. Olympic Festival - East
1990	Jim Foster	U.S. National Team Asst. Coach
1989	Jim Foster	U.S. Junior World Championship Team Assistant
1988	Dale Hodges	R. William Jones Cup Team
1986	Debbie Black	U.S. Olympic Festival - East
1985	Debbie Black	R. William Jones Cup Team



Amy Facer was a member of the East Team at the 1995 U.S. Olympic Festival.



Debbie Black (front row, first from right) and former Hawk coach Theresa Grentz (back row, second from the right) were members of the gold-medal winning 1985 U.S. Jones Cup Team.



Angela Zampella helped the 2000 Jones Cup Team to the gold medal in Taiwan.



Dale Hodges (back row, fifth from left) was a member of the 1991 U.S. World University Games gold medal team.

Hawks and International Basketball

Foreign-Born Hawks


Years	Player	Country
1986-89	Alix Burns	England
1994-97	Megan Compain	New Zealand
1997-00	Jana Lichnerova	Slovakia
1997-00	Barbora Kuklova	Slovakia
1999-02	Susan Moran	Ireland
2001-04	Irina Krasnoshiok	Moldova
2001-04	Amra Mehmedic	Bosnia-Herzegovina
2004-07	Whitney Ffrench	Canada
2005-07	Zoya Pavlovskaya	Russia
2008-10	Mariame Djouara	Ivory Coast
2009-Present	Mireia Vila	Spain
2010-Present	Ilze Gotfrida	Latvia
2010-Present	Samira van Grinsven	Netherlands
2011-Present	Chatilla van Grinsven	Netherlands

Hawks and International Basketball

Player	Country (Team)	Years
Megan Compain	New Zealand (National Team)	1999-Present
Irina Krasnoshiok	Moldova (National Team)	1996-98
Jana Lichnerova	Slovakia (National Team)	1999-03
Amy Mallon	Ireland (National Team)	2000
Amra Mehmedic	Bosnia (National Team)	1997-Present
	Bosnia (Jr. National Team)	1995-1997
Susan Moran	Ireland (National Team)	1999-Present
Jeanine Reynolds	Scotland (National Team)	1991-92
Mireia Vila	Spain (Jr. National Team)	2010-Present
Ilze Gotfrida	Latvia (Jr. National Team)	2010-Present
Chatilla van Grinsven	Netherlands (Jr. National Team)	2010-Present

Hawks and Olympic Basketball

Year - Site	Player	Country	Capacity
2000 - Sydney	Megan Compain	New Zealand	Player
2000 - Sydney	Jana Lichnerova	Slovakia	Player
2004 - Athens	Megan Compain	New Zealand	Player



Former Saint Joseph's standouts Megan Compain (New Zealand-far left), competed at the 2000 Olympics in Sydney. Former Hawk Susan Moran and former SJU assistant coach Reggie Grennan (Ireland-near right) competed as teammates for the Irish National Team at the Four Nations Tournament in Wales in May of 2000.

Hawks In The Pros

Former Hawks In The Pros

(Players in bold are still active)

Player	Team/Country	Years
Barbara Black	Australia	
Debbie Black	Australia	1989-96
	Colorado Xplosion (ABL)	1997-98
	Utah Starzz (WNBA)	1999
	Miami Sol (WNBA)	2000-02
	Connecticut Sun (WNBA)	2003-04
Robyne Bostick	Luxembourg	1994-96
Erin Brady	Ireland	2004
	Australia	2008
Teresa Carmichael	Sweden	
Audrey Codner	Sweden	
	England	
Megan Compain	Utah Starzz (WNBA)	1997
	Germany	1998-99
	Finland	1999-00
	Wales	2001-04
Maureen Costello	Luxembourg	1998-99
Amy Facer	Sweden	1997-98
	Denmark	1998-01
	Israel	2002
	Denmark	2003-05
Kim Foley	Australia	1989-93
Mary Sue Garrity	(WPBL)	1979-80
Katie (Curry) Gardler	Germany	1993
Stephanie (Graff) McCaffrey	Ireland	2004
Dale Hodges	Italy	
	Japan	
	New England Blizzard (ABL)	1997-98
	Spain	1999-04
	Russia	2004
Jana Lichnerova	France	2000-02
	Hungary	2003
Irina Krasnoshiok	Russia	2007-Present
Amy Mallon	Luxembourg	
	Philadelphia Rage (ABL)	1997-98
Kate McPeak	Ireland	
Amra Mehmedic	Bulgaria	
Susan Moran	New York Liberty (WNBA)	2002
	Spain	2003
	New Zealand	2005
	Australia	2006
Muffet (O'Brien) McGraw	California Dreams (WPBL)	1979-80
Angela Zampella	Italy	2003-Present



Dale Hodges playing for New England Blizzard of the American Basketball League.



Debbie Black playing for the WNBA's Connecticut Sun.



Pride • Purpose • Passion

Hawks' Professional Draft History

WNBA				
Year	Player	Team	Round	Overall
1999	Debbie Black	Utah	2nd	15
2000	Jana Lichnerova	Minnesota	4th	54


Megan Compain and Susan Moran each signed with WNBA teams as free agents. Compain with Utah (1997) and Moran with New York (2002)

American Basketball League				
Year	Player	Team	Round	Overall
1996	Debbie Black	Colorado	6th	41
1997	Dale Hodges	New England	1st	9
1997	Amy Mallon	Richmond	5th	44

Cradle Of Coaches


Hawks In The Coaching Ranks

Player	Years at SJU	Current Coaching Capacity
Debbie Black	1984-88	Assistant Coach, Ohio State
Audrey Codner	1990-94	Assistant Coach, Arundel H.S.
Whitney Ffrench	2003-07	Assistant Coach, Rider
Timisha Gomez	2004-08	Assistant Coach, Friends Central H.S.
Kelley (Devine) Meury	1985-88	Assistant Coach, Ohio State
Stephanie (Graff) McCaffrey	2000-04	Assistant Coach, Saint Joseph's
Dale Hodges	1987-90	Head Coach, Discovery Charter School
Jenna Loschiavo	2005-09	Dir. of Basketball Operations, Boston University
Amy Mallon	1992-93	Associate Head Coach, Drexel
Jane Meade	1998-02	Head Coach, Upper Moreland, H.S.
Susan Moran	1998-02	Assistant Coach, Saint Joseph's
Natasha Pronga	1999-03	Assistant Coach, Penn Charter
Katie (Curry) Gardler	1988-93	Dir. of Basketball Operations, Saint Joseph's



Muffet (O'Brien) McGraw, a 1977 graduate of SJU, led Notre Dame to an NCAA title in 2001.

Pride • Purpose • Passion



SJU's all-time leader in wins (248), Jim Foster went on to have highly-successful stops at Vanderbilt and Ohio State.

Current College/Pro Head Coaches With Ties To Hawk Hill

(Coaches in **bold** are SJU graduates)

Head Coach	Current Team	SJU Capacity	Seasons at SJU
Geno Auriemma	Connecticut	Assistant Coach	1978-79
Pat Coyle	New York Liberty	Assistant Coach	1989-92
Jim Foster	Ohio State	Head Coach	1978-91
Stephanie V. Gaitley	Fordham	Head Coach	1991-2001
		Assistant Coach	1983-85
Cindy (Anderson) Griffin	Saint Joseph's	Player	1987-92
		Assistant Coach	1992-93
Joe Logan	Loyola College (Md.)	Assistant Coach	2001-05
Muffet (O'Brien) McGraw	Notre Dame	Player	1973-77
		Assistant Coach	1980-82
Lynn Milligan	Rider	Assistant Coach	2002-07

Philadelphia Big 5

On November 23, 1954 the administrations of the five major Universities in the Philadelphia area agreed to formulate a partnership between their athletic departments. They agreed to participate in a men's basketball round robin, the "City Series," at The Palestra on the University of Pennsylvania's campus. The Big 5 was born. Created during the 1980 season, the Philadelphia Big 5 women's basketball City Series begins its 31st year of competition in 2011-12. For over 50 years, this partnership has remained intact and defines Philadelphia's collegiate sports tradition, with heated rivalries and fierce competition on the court, partnership and camaraderie off the court. The Philadelphia Big 5 even beat out Rocky Balboa to be named the City's "Best Sports Tradition" in the *Philadelphia Daily News!*

In a city that is passionate about their sports teams, The Philadelphia Big 5 is the embodiment of collegiate sports...it's the 8,722 fans that repeatedly fill the most storied basketball building in the country, The Palestra...it's about earning bragging rights when your school wins the City Series... it's some of the most personable and successful coaches in the business...it's students showing up an hour before the game waiting to erupt when their team takes the floor...it's the look on a freshman's face when they get thrown into their first City Series game...it's student-athletes collecting canned goods for the poor, mentoring our city's youth, and holding clinics for young players...it's reaching countless fans and alums with something good, something wholesome, something historic.

No other city in the United States is represented by five major Division I Universities.

The Big 5 – only in Philadelphia.



For information on the Big 5, contact

Steve Crider
Philadelphia Big 5
235 South 33rd St.
Philadelphia, PA 19104

215-898-4747
Fax: 215-573-2599

E-mail: steve@philadelphiabig5.org
Website: www.philadelphiabig5.org

2010-11 Philadelphia Big 5 Standings

Team	W	L	Pct.
Temple	4	0	1.000
Saint Joseph's	3	1	.750
Villanova	2	2	.500
La Salle	0	4	.000
Pennsylvania	1	3	.250

2010-11 Philadelphia Big 5 Award Winners

Player of the Year:Shea Peddy, Temple
Rookie of the Year:Alyssa Baron, Penn
Coach of the Year:Tonya Cardoza, Temple
Sportsmanship Award:**Katie Kuester, Saint Joseph's**
Most Improved Player:Ashley Gale, La Salle

First Team

Shey PeddyTemple
Alyssa BaronPenn
Ashley GaleLa Salle
Kristen McCarthyTemple
Qwedra WallaceTemple

Second Team

Michelle Baker**Saint Joseph's**
Lindsay KimmelVillanova
Jess KociLa Salle
Katie Kuester**Saint Joseph's**
Laura SweeneyVillanova

Academic Team

Marli BennettTemple
Chelsea ConnerLa Salle
Caroline NicolsonPenn
Shelby Smith**Saint Joseph's**
Emily SuheyVillanova

All-Time Big 5 Records

School	Record	Pct.	Titles
Saint Joseph's	93-34	.732	15
Villanova	92-35	.724	16
Temple	63-64	.496	10
La Salle	57-70	.449	5
Penn	14-113	.110	0

Saint Joseph's Yearly Big 5 Results

Season	W	L	Place	Champion
1979-80	3	1	2nd	Villanova *
1980-81	2	2	T-2nd	Villanova *
1981-82	2	2	T-2nd	Villanova *
1982-83	3	1	2nd	Temple *
1983-84	3	1	T-1st	Saint Joseph's, Temple, Villanova
1984-85	4	0	1st	Saint Joseph's *
1985-86	2	1	T-2nd	Temple
1986-87	3	1	T-1st	La Salle, Saint Joseph's, Villanova
1987-88	3	1	T-1st	La Salle, Saint Joseph's, Villanova
1988-89	2	2	T-2nd	La Salle *
1989-90	4	0	1st	Saint Joseph's *
1990-91	4	0	1st	Saint Joseph's *
1991-92	3	1	T-1st	La Salle, Saint Joseph's, Villanova
1992-93	4	0	1st	Saint Joseph's *
1993-94	4	0	1st	Saint Joseph's *
1994-95	4	0	1st	Saint Joseph's *
1995-96	2	2	3rd	Villanova *
1996-97	4	0	1st	Saint Joseph's *
1997-98	2	2	3rd	La Salle
1998-99	4	0	1st	Saint Joseph's *
1999-00	4	0	1st	Saint Joseph's *
2000-01	4	0	1st	Saint Joseph's *
2001-02	3	1	2nd	Temple *
2002-03	3	1	2nd	Villanova *
2003-04	2	2	T-2nd	Villanova *
2004-05	0	4	5th	Temple *
2005-06	2	2	3rd	Temple *
2006-07	3	1	2nd	Temple *
2007-08	2	2	3rd	Temple *
2008-09	3	1	T-1st	Saint Joseph's, Temple
2009-10	2	2	3rd	Villanova *
2010-11	3	1	2nd	Temple*
Totals	93	34	.732	* - Undefeated Big 5 season

Pride • Purpose • Passion

Atlantic 10 Conference

On March 2, 1975, the idea of what is now the Atlantic 10 Conference was conceived. What started as an eight-school, men's basketball-only affiliation has grown into a 14-university, 21-sport league that is universally hailed as one of the best conferences in the country.

That growth and prominence is a direct result of the ideals and commitments of the member institutions of the Atlantic 10 - the University of Dayton, Duquesne University, Fordham University, The George Washington University, La Salle University, University of Massachusetts, University of North Carolina at Charlotte, University of Rhode Island, University of Richmond, St. Bonaventure University, Saint Joseph's University, Saint Louis University, Temple University, and Xavier University.

The 14 member institutions of the A-10 are united and strengthened by their diversity. Each is extraordinary in its educational mission, whether of a Catholic faith, a private university or a land grant institution. The varied pursuits of each member prove that there are many threads that weave the fabric for a great conference.

The Atlantic 10 Conference, with a total population of nearly 74 million people within its geographic footprint of eight states and the District of Columbia, will crown champions in 21 sports this year: baseball, men's and women's basketball, men's and women's cross country, field hockey, men's golf, women's lacrosse, men's and women's indoor and outdoor track & field, women's rowing, men's and women's soccer, softball, men's and women's swimming & diving, men's and women's tennis, and women's volleyball.

The presidents and chancellors of Atlantic 10 institutions, in conjunction with Atlantic 10 Commissioner Bernadette V. McGlade, have made a strong commitment to making the academic and athletics equation a successful one. Over the years, the league membership has strived to better recognize the academic accomplishments of its student-athletes. The Commissioner's Honor Roll, which cites every Atlantic 10 student-athlete with a 3.5 grade point average or better, recognized 1,297 student-athletes in the Fall 2010, while 1,329 were named to the Spring 2011 Honor Roll.

The league sponsors Academic All-Conference teams in each of its sports and honors one student-athlete per sport as the A-10 Student-Athlete of the Year. Moreover, the Atlantic 10 provides four postgraduate scholarship grants to qualified student-athletes. In 2009-10, nearly 200 student-athletes earned Academic All-Conference recognition, while Saint Louis' Hailee Elmore, Xavier's Thomas Kauffman, Dayton's Rebecca Novacek and Duquesne's Samantha Pollino received postgraduate scholarship grants.

The Atlantic 10 has 56 of the 909 Division I sports teams being honored with public recognition awards for their latest multi-year Academic Progress Rate scores. Twelve A-10 institutions had at least one program recognized, while 11 of those 12 schools had multiple teams garner distinction. In addition, all 21 sports sponsored by the conference were represented by at least one A-10 program. Among the 31 Division I conferences, the Atlantic 10 ranked fifth behind the Ivy

Group (135), the Patriot League (82), the Big East (77) and the ACC (61).

Among the 21 sports sponsored by the conference, women's tennis and men's outdoor track and field had a league-high five A-10 teams honored, while men's cross country, men's indoor track and field and women's outdoor track and field each had four schools receive recognition. Overall, Fordham led the A-10 as 10 teams were recognized among the 21 league-sponsored sports followed by Xavier with seven and George Washington with six.

The Atlantic 10 also boasts 79 teams with a perfect graduation rate according to the NCAA Graduation Success Report on Division I student-athletes. The Atlantic 10 Conference matched last year's number of five schools garnering an overall GSR of 90 percent or higher with Dayton (94), Xavier (94) Richmond (93), George Washington (91) and La Salle (91) each achieving this feat. As a whole, the league posted an average GSR of 86.2 percent, 7.2 percent higher than the national average, which was listed at 79 percent. Dayton led the Conference with 11 teams receiving a 100 percent rating. Both Xavier and Dayton paced the A-10 with the highest GSR (94) to rank in a tie for 23rd nationally. George Washington was second among A-10 programs with 10 teams earning a perfect score, while Xavier recorded nine teams with a 100 percent rating. La Salle and St. Bonaventure each had seven teams to boast a perfect rating.

In 2010-11, the Atlantic 10 also announced that the A-10 Council of Presidents adopted a five-year Strategic Initiative Plan, comprised of four emphasis areas, including: 1) Conference Membership; 2) Student-Athlete Experience; 3) Competitive Operating Standards; 4) Conference Brand, Equity, and Revenue Resources. With the adoption of the Strategic Initiative Plan serving as the foundation for the future, the Atlantic 10 Conference is committed to providing quality competition while further strengthening its academic and athletic integrity as a premier Division I conference in the nation.



Bernadette McGlade
Commissioner



www.atlantic10.org

ATLANTIC 10 CONFERENCE
11827 Canon Blvd., Suite 200
Newport News, Va. 23606
(757) 706-3040 • Fax (757) 706-3042

Commissioner
Bernadette McGlade

Associate Commissioner
Debbie Richardson

Associate Commissioner
Ed Pasque

Associate Commissioner
Megan Kahn

Associate Commissioner
Jay DeFrusco

Assistant Commissioner
Jill Redmond

Director of Championships
Lucas Feller

Director of Media Relations and Communications
Drew Dickerson

Associate Director of Communications
Melissa Kristofak

Advance Media and Communications Assistant
Molly Gallagher

Administration/Operations Assistant
Pete Woody

Business Manager
Barbara Wetters

Coordinator of Women's Basketball Officials
Marie Koch

Atlantic 10 Membership History

Current Members	First Year
Charlotte	2005-06
Dayton	1995-96
Duquesne	1976 - 92; 1993-94
Fordham	1995-96
George Washington	1976-77
La Salle	1995-96
Massachusetts	1976-77
Rhode Island	1980-81
Richmond	2001-02
St. Bonaventure	1979-80
Saint Joseph's	1982-83
Saint Louis	2005-06
Temple	1982-83
Xavier	1995-96

Former Members	Years
Penn State	1976-79, 1982-91
Pittsburgh	1977-82
Rutgers	1977-95
Villanova	1977-80
Virginia Tech	1996-00
West Virginia	1977-95

Atlantic 10 Conference

2010-11 Atlantic 10 Final Standings

	Atlantic 10		Overall	
1. Xavier (NCAA)	.14-0	1.000	29-3	.906
2. Temple (NCAA)	.13-1	.929	24-9	.727
3. Charlotte (WNIT)	.9-5	.643	27-10	.730
Duquesne (WNIT)	.9-5	.643	24-9	.727
Dayton (NCAA)	.9-5	.643	21-12	.636
St. Bonaventure (WNIT)	.9-5	.643	21-12	.636
Richmond (WNIT)	.9-5	.643	18-12	.600
8. Saint Joseph's	.8-6	.571	20-12	.625
9. La Salle	.6-8	.429	10-20	.333
10. Fordham	.4-10	.286	12-19	.387
11. George Washington	.3-11	.214	8-21	.276
Massachusetts	.3-11	.214	7-23	.233
13. Rhode Island	.1-13	.071	7-21	.250
Saint Louis	.1-13	.071	7-22	.241

SJU Yearly Atlantic 10 Results

Season	W	L	Place	Season	W	L	Place
1983-84	3	5	T-6th	1998-99	14	2	1st-East
1984-85	7	1	T-1st	1999-00	14	2	1st-East
1985-86	12	4	T-2nd	2000-01	9	7	5th
1986-87	14	4	3rd	2001-02	12	4	T-1st-East
1987-88	16	2	2nd	2002-03	13	3	1st-East
1988-89	16	2	T-1st	2003-04	12	4	2nd-East
1989-90	16	2	T-1st	2004-05	4	12	5th-East
1990-91	10	8	T-5th	2005-06	10	6	5th
1991-92	11	5	T-2nd	2006-07	8	6	5th
1992-93	10	4	3rd	2007-08	8	6	6th
1993-94	11	5	3rd	2008-09	5	9	T-10th
1994-95	11	5	T-3rd	2009-10	9	5	T-4th
1995-96	9	7	3rd-East	2010-11	8	6	8th
1996-97	15	1	1st-East	Totals	297	133	.691
1997-98	10	6	2nd-East				

Past A-10 Tournament Champions

Year	Champion	Runner-up
2011	Xavier	Dayton
2010	Xavier	Temple
2009	Charlotte	Richmond
2008	Xavier	Temple
2007	Xavier	Saint Joseph's
2006	Temple	George Washington
2005	Temple	George Washington
2004	Temple	Saint Joseph's
2003	George Washington	Rhode Island
2002	Temple	Saint Joseph's
2001	Xavier	George Washington
2000	Xavier	George Washington
1999	Saint Joseph's	Xavier
1998	Virginia Tech	Massachusetts
1997	Saint Joseph's	George Washington
1996	George Washington	La Salle
1995	George Washington	Rutgers
1994	Rutgers	George Washington
1993	Rutgers	Saint Joseph's
1992	George Washington	Rutgers
1991	Penn State	Saint Joseph's
1990	Penn State	Saint Joseph's
1989	West Virginia	Temple
1988	Rutgers	Saint Joseph's
1987	Rutgers	Saint Joseph's
1986	Penn State	Rutgers
1985	Penn State	Temple
1984	Penn State	Rhode Island
1983	Penn State	Rutgers

2010-11 Atlantic 10 Award Winners

Player of the Year

Amber Harris, Xavier

Rookie of the Year

Wumi Agunbiade, Duquesne

Defensive Player of the Year

Ta'Shia Phillips, Xavier

Most Improved Player

Ashley Gale, La Salle

Sixth Player of the Year

Ashley Prim, Saint Joseph's

Student-Athlete of the Year

Kristin Daugherty, Dayton

Atlantic 10 Tournament MVP

Ta'Shia Phillips, Xavier

Coach of the Year

Tonya Cardoza, Temple

First Team

Amber Harris, Xavier
 Shey Peddy, Temple
 Ta'Shia Phillips, Xavier
 Justine Raterman, Dayton
 Brittani Shells, Richmond

Second Team

Ashley Gale, La Salle
 Shannon McCallum, Charlotte
 Kristen McCarthy, Temple
 Samantha Pollino, Duquesne
 Megan Van Tatenhove, St. Bonaventure

Third Team

Vanessa Abel, Duquesne
 Kristin Daugherty, Dayton
 Special Jennings, Xavier
 Megan Shoniker, Rhode Island
 Qwedia Wallace, Temple

All-Rookie Team

Wumi Agunbiade, Duquesne
 Jess Koci, La Salle
Erin Shields, Saint Joseph's
 Orsi Szecso, Duquesne
 Gabby Tyler, Charlotte

All-Defensive Team

Ashley Gale, La Salle
 Brittani Shells, Richmond
Michelle Baker, Saint Joseph's
 Shey Peddy, Temple
 Ta'Shia Phillips, Xavier

All-Academic Team

Kristin Daugherty, Dayton
 Samantha Pollino, Duquesne
 Megan Shoniker, Rhode Island
 Brittani Shells, Richmond
 Megan Van Tatenhove, St. Bonaventure

All-Championship Team

Kristin Daugherty, Dayton
 Amber Harris, Xavier
 Special Jennings, Xavier
 Ta'Shia Phillips, Xavier
 Justine Raterman, Dayton



The Atlantic 10 Women's Basketball Championship returns to Hawk Hill in 2012 as Saint Joseph's will serve as host for this year's tournament. The Hawks will welcome the top 12 teams in the conference to Hagan Arena on March 2-5, with the league championship game televised live on ESPN at 5 p.m. on March 5.

Hawk Classic

Beginning in 1990, the Hawk Classic was a staple of Saint Joseph's schedule. Over 20 years, the Hawks have advanced to the title game each year and have claimed the crown eight times (1993, 1997, 1999, 2000, 2001, 2007, 2009 and 2010). Below are recaps of Saint Joseph's championship runs at the Hawk Classic.

- Hanging on for a semifinal win over New Hampshire on a last-second layup by Michelle Baker, the Hawks cruised to a 75-40 win over Lafayette for the 2010 tournament title. Katie Kuester led the offensive charge for SJU, earning MVP accolades, while Ilze Gotfrida tallied a career-best 20 points in the title game to earn All-Tournament Team honors.

- Led by 2009 Hawk Classic MVP Ashley Prim, Saint Joseph's posted victories over Brown and Boston University to claim the seventh title for SJU. After dispatching Brown in the opening game, 65-36, the Hawks pulled away from the Terriers in the second half of the title game. SJU never allowed Boston University to come closer than four points in the second half as Prim became the first SJU rookie guard to post a double-double in points (18) and rebounds (11). Ashley Logue also garnered All-Tournament Team honors for Saint Joseph's.

- In 2007, Saint Joseph's trailed for just the opening 3:01 of the championship game versus No. 15 Auburn, as the Hawks' offense put SJU up by 12 at the half. The Tigers posted a furious comeback that cut the Hawks' lead to just two, but Hawk Classic MVP Amy Wold came up big for SJU, answering with a three-pointer and grabbing a key offensive rebound in the final seconds to preserve the 71-69 win. Wold and All-Tournament Team honoree Sarah Acker combined for 33 of SJU's points on 13-of-23 shooting.

- Saint Joseph's rolled to its fifth Hawk Classic title in 2001, posting wins against Morgan State in the semifinals and Georgetown in the title game. Susan Moran averaged 27.0 points in the tournament and grabbed a record 16 boards in the championship game to capture Most Valuable Player honors. She was joined on the All-Tournament Team by Irina Krasnoshiok and Amra Mehmedic.

- Saint Joseph's captured its fourth Hawk Classic title in 2000, posting wins against Central Connecticut State in the semifinals and Seton Hall in the title game. In the championship game, Angela Zampella poured in 24 points, dished eight assists and grabbed nine rebounds and was named tournament Most Valuable Player, garnering the honor for the third time. She was joined on the All-Tournament team by Moran.


- In 1999, SJU won its third Hawk Classic title, downing Air Force in the semifinals and beating Loyola (Md.) in the title game. In the championship game, Moran netted a game-high 28 points to sprint past the Greyhounds, 74-54. In the semifinals against the Falcons, Zampella broke the then-SJU single game record for assists with 16, helping SJU to a 90-62 victory. Zampella was named tournament MVP and joined on the All-Championship squad by Moran and Jana Lichnerova.

- The Hawks captured the tournament title for the second time in 1997. Saint Joseph's defeated Alabama, 74-69 in overtime, in the championship game. Alabama built a 10-point lead in the second half but SJU chipped away until the score was knotted at the end of regulation. Zampella and Maureen Costello combined for 11 of the Hawks' 15 overtime points. Zampella was named tournament MVP while Lichnerova earned All-Tournament Team accolades.

- The Crimson and Gray captured the tournament title for the first time in 1993. The Hawks defeated 13th-ranked Virginia, 71-56, in the championship game. Robyne Bostick, the tournament MVP, led SJU with 23 points in the game.



Captains Dominique Bryant and Katie Kuester accept the 2010 Hawk Classic Champions trophy from Ellen Ryan and Don DiJulia.



Saint Joseph's claimed its seventh Hawk Classic title in 2009 with wins over Brown and Boston University.

Hawk Classic - All-Time Results

1990	1995	2000	2006
Semifinals Saint Joseph's 65, Arizona 63, Notre Dame 71, Louisiana Tech 66 Consolation Louisiana Tech 92, Arizona 68 Championship Notre Dame 72, Saint Joseph's 53	Semifinals Saint Joseph's 83, Manhattan 58 Mississippi 91, Fairfield 62 Consolation Manhattan 71, Fairfield 67 Championship Mississippi 72, Saint Joseph's 64	Semifinals Saint Joseph's 59, C. Connecticut St. 51 Seton Hall 71, Mount St. Mary's 68 Consolation C. Connecticut St. 79, Mount St. Mary's 71 Championship Saint Joseph's 63, Seton Hall 52	Semifinals Saint Joseph's 83, Northeastern 59 South Florida 77, Vermont 62 Consolation Vermont 55, Northeastern 47 Championship South Florida 80, Saint Joseph's 76 (OT)
Karen Robinson Notre Dame (MVP) Krissi Davis Notre Dame Margaret Nowlin Notre Dame Wendy Brink Saint Joseph's Katie Curry Saint Joseph's Sheila Ethridge Louisiana Tech	Yolanda Moore Mississippi (MVP) Niesha Dobbs Mississippi Maureen Costello Saint Joseph's Amy Facer Saint Joseph's Gina Somma Manhattan Jessica Gossarth Fairfield	Angela Zampella Saint Joseph's (MVP) Susan Moran Saint Joseph's Leslie Ardon Seton Hall Arminda Moreno Seton Hall Eileen Battagliese C. Connecticut St. Kia Williams Mt. St. Mary's	Jessica Dickson South Florida (MVP) Shanita Grace South Florida Ayahna Cornish Saint Joseph's Jen Oyler Saint Joseph's Courtney Pilypaitis Vermont Lucia Pablos Northeastern
1991	1996	2001	2007
Semifinals Saint Joseph's 73, William & Mary 54 Penn State 97, Delaware 53 Consolation Delaware 75, William & Mary 65 Championship Penn State 91, Saint Joseph's 66	Semifinals Saint Joseph's 74, Hartford 49 Kansas 89, Buffalo 77 Consolation Hartford 92, Buffalo 77 Championship Kansas 65, Saint Joseph's 60	Semifinals Saint Joseph's 99, Morgan State 61 Georgetown 70, Kansas 57 Consolation Kansas 88, Morgan State 53 Championship Saint Joseph's 89, Georgetown 51	Semifinals Saint Joseph's 68, NJIT 59 Auburn 66, Davidson 59 Consolation Davidson 55, NJIT 48 Championship Saint Joseph's 71, Auburn 69
Kathy Phillips Penn State (MVP) Lynn Dougherty Penn State Susan Robinson Penn State Cindy Anderson Saint Joseph's Katie Curry Saint Joseph's Jennifer Riley Delaware	Tamecka Dixon Kansas (MVP) Megan Compain Saint Joseph's Maureen Costello Saint Joseph's Amy Facer Saint Joseph's Heather Weindorfer Hartford Cathy Jacob Buffalo	Susan Moran Saint Joseph's (MVP) Irina Krasnoshiok Saint Joseph's Amra Mehmedic Saint Joseph's Amy Duane Georgetown KC Hilgenkamp Kansas Sherie Cornish Morgan State	Amy Wold Saint Joseph's (MVP) Sarah Acker Saint Joseph's DeWanna Bonner Auburn Alli Smalley Auburn Danielle Hemerka Davidson Jessica Gerald NJIT
1992	1997	2002	2008*
Semifinals Saint Joseph's 96, Fordham 51 Alabama 103, Ga. Tech 101 (OT) Consolation Georgia Tech 69, Fordham 68 Championship Alabama 71, Saint Joseph's 64	Semifinals Saint Joseph's 68, Yale 57 Alabama 79, Boston College 70 (2OT) Consolation Boston College 58, Yale 38 Championship Saint Joseph's 74, Alabama 69	Semifinals Saint Joseph's 66, UMBC 61 (OT) Siena 54, Hartford 41 Consolation Hartford 60, UMBC 47 Championship Siena 72, Saint Joseph's 69	Day One Saint Joseph's 74, Maine 46 Holy Cross 63, Drexel 58 Day Two Saint Joseph's 74, Holy Cross 53 Drexel 87, Maine 55
Niesa Johnson Alabama (MVP) Madonna Thompson Alabama Audrey Codner Saint Joseph's Amy Mallon Saint Joseph's Joyce Pierce Georgia Tech Denise Hammersley Fordham	Angela Zampella Saint Joseph's (MVP) Jana Lichnerova Saint Joseph's Dominique Canty Alabama Leah Goss Alabama Cal Bouchard Boston College Katy Grubbs Yale	Liena Jansome Siena (MVP) Gunta Basko Siena Erin Brady Saint Joseph's Irina Krasnoshiok Saint Joseph's Erika Messam Hartford Jessie Brown UMBC	* - No team or individual awards given
1993	1998	2003	2009
Semifinals Saint Joseph's 63, Delaware 52 Virginia 63, Creighton 60 Consolation Creighton 106, Delaware 44 Championship Saint Joseph's 71, Virginia 56	Semifinals Saint Joseph's 62, Iona 36 N.C. State 66, New Hampshire 57 Consolation New Hampshire 63, Iona 48 Championship N.C. State 62, Saint Joseph's 55	Semifinals Saint Joseph's 69, Stony Brook 53 George Mason 70, Charlotte 52 Consolation Charlotte 88, Stony Brook 77 Championship George Mason 68, Saint Joseph's 59 (OT)	Semifinals Saint Joseph's 65, Brown 36 Boston University 68, South Carolina 67 Consolation South Carolina 73, Brown 46 Championship Saint Joseph's 71, Boston University 58
Robyne Bostick Saint Joseph's (MVP) Audrey Codner Saint Joseph's India Henderson Saint Joseph's Amy Lofstedt Virginia Tonia Suber Virginia Becky Flynn Creighton	Summer Erb N.C. State (MVP) LySchale Jones N.C. State Tynesha Lewis N.C. State Angela Zampella Saint Joseph's Orsi Farkas New Hampshire Delia Newson Iona	Jen Derevanik George Mason (MVP) Vernessa Neamo George Mason Stephanie Graff Saint Joseph's Irina Krasnoshiok Saint Joseph's Andrea Davidson Charlotte Mykeema Ford Stony Brook	Ashley Prim Saint Joseph's (MVP) Ashley Logue Saint Joseph's Alex Young Boston University Caitlyn Moran Boston University Valerie Nainima South Carolina Hannah Passafiume Brown
1994	1999	2005	2010
Semifinals Saint Joseph's 74, Towson 60 Duke 75, James Madison 63 Consolation James Madison 66, Towson 59 Championship Duke 67, Saint Joseph's 64	Semifinals Saint Joseph's 90, Air Force 62 Loyola (Md.) 64, Holy Cross 57 Consolation Holy Cross 78, Air Force 52 Championship Saint Joseph's 74, Loyola (Md.) 54	Semifinals Saint Joseph's 52, Iona 50 Delaware 48, Bowling Green 44 Consolation Bowling Green 62, Iona 45 Championship Delaware 49, Saint Joseph's 48	Semifinals Saint Joseph's 67, New Hampshire 66 Lafayette 56, Quinnipiac 54 Consolation Quinnipiac 61, New Hampshire 61 Championship Saint Joseph's 75, Lafayette 40
Jennifer Scanlon Duke (MVP) Carey Kauffman Duke Amy Facer Saint Joseph's Kristen Sullivan Saint Joseph's Holly Rillinger James Madison Trinnette Tucker Towson	Angela Zampella Saint Joseph's (MVP) Jana Lichnerova Saint Joseph's Susan Moran Saint Joseph's Erica Rath Loyola (Md.) Katie O'Keefe Holy Cross Mollie Peters Air Force	Melissa Czorniewy Delaware (MVP) Alena Koshansky Delaware Hillary Klimowicz Saint Joseph's Jen Oyler Saint Joseph's Liz Honnegge Bowling Green Toni Horvath Iona	Katie Kuester Saint Joseph's (MVP) Ilze Gotfrida Saint Joseph's LaKeisha Wright Lafayette Danielle Fiacco Lafayette Jacinda Dunbar Quinnipiac Jill McDonald New Hampshire

Hawk Classic - Records

Individual Game Record

Points: 36 by Tamecka Dixon of Kansas, vs. Saint Joseph's, 12/29/96

FG Made: 16 by Kathy Phillips of Penn State, vs. Delaware, 11/29/91

FG Att.: 25, by Shalayna Johnson of UMBC, vs. Saint Joseph's, 12/28/02

FG Pct.: 1.000 (5-5) by Shelly Canada of Kansas, vs. Buffalo, 12/28/96

3FG Made: 8, twice, last by Colleen McGahan of Saint Joseph's, vs. Air Force, 12/28/99

3FG Att.: 20 by Colleen McGahan of Saint Joseph's, vs. Air Force, 12/28/99

3FG Pct.: 1.000 (4-4) by Regan Seybert of Mississippi, vs. Saint Joseph's, 12/30/95

FT Made: 14, twice, last by Gabriela Marginean of Drexel vs. Maine, 12/29/08

FT Att.: 16, twice, last by Gabriela Marginean of Drexel vs. Holy Cross, 12/28/08

FT Pct.: 1.000 (14-14), by Gabriela Marginean of Drexel vs. Maine, 12/29/08

Off. Reb.: 11 by Kathy Phillips of Penn State, vs. Delaware, 12/29/91

Def. Reb.: 15 by Susan Moran of Saint Joseph's, vs. Georgetown, 12/29/01

Rebounds: 16, twice, last by Jessica Smith of Stony Brook, vs. Saint Joseph's, 12/28/03

Assists: 16 by Angela Zampella of Saint Joseph's, vs. Air Force, 12/28/99

Turnovers: 9, four times, last by Catherine Jacob of Buffalo, vs. Kansas, 12/28/96

Steals: 6, nine times, last by Selena Scott of Kansas, vs. Georgetown, 12/28/01

Blocks: 12 by Danielle Fiacco of Lafayette vs. Quinnipiac, 12/28/10

Individual Championship Game Record

Points: 36 by Tamecka Dixon of Kansas, vs. Saint Joseph's, 12/29/96

FG Made: 14 by Tamecka Dixon of Kansas, vs. Saint Joseph's, 12/29/96

FG Att.: 23, three times, last by Jessica Dickson of South Florida, vs. Saint Joseph's, 12/29/06

FG Pct.: 1.000 (4-4) by Sherika Wilson of Loyola, vs. Saint Joseph's, 12/29/99

3FG Made: 7 by Tamecka Dixon of Kansas, vs. Saint Joseph's, 12/29/96

3FG Att.: 13 by Amra Mehmedic of Saint Joseph's, vs. George Mason, 12/29/03

3FG Pct.: 1.000 (4-4) by Regan Seybert of Mississippi, vs. Saint Joseph's, 12/30/95

FT Made: 11, twice, last by DeWanna Bonner of Auburn, vs. Saint Joseph's, 12/29/07

FT Att.: 16, by DeWanna Bonner of Auburn, vs. Saint Joseph's, 12/29/07

FT Pct.: 1.000 (6-6), twice, last by Irina Krasnoshiok of Saint Joseph's, vs. Georgetown, 12/29/01

Off. Reb.: 7, twice, last by DeWanna Bonner of Auburn, vs. Saint Joseph's, 12/29/07

Def. Reb.: 15 by Susan Moran of Saint Joseph's, vs. Georgetown, 12/29/01

Rebounds: 19, by DeWanna Bonner of Auburn, vs. Saint Joseph's, 12/29/07

Assists: 12 by Angela Zampella of Saint Joseph's, vs. Loyola (Md.), 12/29/99

Turnovers: 7, twice, last by Cecilia Lindqvist of Seton Hall, vs. Saint Joseph's, 12/30/00

Steals: 5, three times, last by Erin Brady of Saint Joseph's, vs. Siena, 12/29/02

Blocks: 4 by Leslie Ardon of Seton Hall, vs. Saint Joseph's, 12/30/00

Team Game Record

Points: 106 by Creighton, 12/30/93

FG Made: 42 by Saint Joseph's, 12/29/92

FG Att.: 79 by Georgia Tech, 12/29/92

FG Pct.: .641 (34-53) by Penn State, 12/29/92

3FG Made: 14 by Air Force, 12/28/99

3FG Att.: 32 by Air Force, 12/28/99

3FG Pct.: .667 (6-9) by Saint Joseph's, 12/28/01

FT Made: 30 by Hartford, 12/29/96

FT Att.: 37 by Hartford, 12/29/96

FT Pct.: 1.000 (6-6) by Georgetown, 12/29/01

Off. Reb.: 28 by Georgia Tech, 12/29/92

Def. Reb.: 36 by South Florida, 12/28/06

Rebounds: 54 Georgia Tech 12/30/92

Assists: 32 by Saint Joseph's, 12/29/92

Turnovers: 38 by Arizona, 12/29/90

Steals: 23 by Louisiana Tech, 12/29/90

Blocks: 14 by Lafayette, 12/28/10

Team Championship Game Record

Points: 91 by Penn State, 11/30/91

FG Made: 34 by Penn State, 11/30/91

FG Att.: 72 by Saint Joseph's, 12/29/92

FG Pct.: .641 (34-53) by Penn State, 12/29/92

3FG Made: 10, twice, last time by Saint Joseph's, 12/29/07

3FG Att.: 28 by George Mason, 12/29/03

3FG Pct.: .667 (10-15) vs. Auburn, 12/29/07

FT Made: 19, twice, last vs. Saint Joseph's, 12/29/01

FT Att.: 30 by Saint Joseph's, 12/29/97

FT Pct.: 1.000 (6-6) by Georgetown, 12/29/01

Off. Reb.: 20 twice, last by Auburn, 12/29/07

Def. Reb.: 32 by Saint Joseph's, 12/29/01

Rebounds: 48 by Saint Joseph's, 12/30/92

Assists: 25, three times, last by Saint Joseph's, 12/29/10

Turnovers: 24 by Lafayette, 12/29/10

Steals: 14 by Siena, 12/29/02

Blocks: 7, by Delaware, 12/29/05



Saint Joseph's tied a Hawk Classic record with 10 three-point field goals made in its 71-69 victory over Auburn in the title game of the 2007 Hawk Classic.

Hawk Classic - Records

SJU Game Record	SJU Championship Game Record	Individual SJU Game Record	Individual SJU Championship Game Record
Points: 99 vs. Morgan State, 12/28/01	Points: 89 vs. Georgetown, 12/29/01	Points: 30 by Katie Curry vs. Penn State, 11/30/91	Points: 30 by Katie Curry vs. Penn State, 11/30/91
FG Made: 42 vs. Fordham, 12/29/92	FG Made: 32 vs. Lafayette, 12/29/10	FG Made: 13 by Susan Moran vs. Morgan State, 12/28/01	FG Made: 11, twice, last by Susan Moran vs. Loyola (Md.), 12/29/99
FG Att.: 73 vs. Delaware, 12/29/93	FG Att.: 72 vs. Alabama, 12/29/92	FG Att.: 23 by Katie Curry vs. Penn State, 11/30/91	FG Att.: 23 by Katie Curry vs. Penn State, 11/30/91
FG Pct.: .627 (42-67) vs. Fordham, 12/29/92	FG Pct.: .596 (31-52) vs. Georgetown, 12/29/01	FG Pct.: 1.000 (3-3) by Robyne Bostick vs. Penn State, 11/30/91	FG Pct.: 1.000 (3-3) by Robyne Bostick vs. Penn State, 11/30/91
3FG Made: 10, twice, last vs. Auburn, 12/29/07	3FG Made: 10, twice, last vs. Auburn, 12/29/07	3FG Made: 8 by Colleen McGahan vs. Air Force, 12/28/99	3FG Made: 5, twice, last by Katie Kuester vs. Lafayette, 12/29/10
3FG Att.: 30 vs. Delaware, 12/29/93	3FG Att.: 26 vs. Alabama, 12/29/97	3FG Att.: 20 by Colleen McGahan vs. Air Force, 12/28/99	3FG Att.: 13 by Amra Mehmedic vs. George Mason, 12/29/03
3FG Pct.: .667 (10-15) vs. Auburn, 12/29/07	3FG Pct.: .667 (10-15) vs. Auburn, 12/29/07	3FG Pct.: 1.000 (3-3), twice, last by Jenna Loschiavo vs. Auburn, 12/29/07	3FG Pct.: 1.000 (3-3), twice, last by Jenna Loschiavo vs. Auburn, 12/29/07
FT Made: 21 vs. Morgan State, 12/28/01	FT Made: 19, twice, last vs. Georgetown, 12/29/01	FT Made: 11 by Angela Zampella vs. Alabama, 12/29/97	FT Made: 11 by Angela Zampella vs. Alabama, 12/29/97
FT Att.: 30 vs. Alabama, 12/29/97	FT Att.: 30 vs. Alabama, 12/29/97	FT Att.: 13, by Ayahna Cornish vs. South Florida, 12/29/06	FT Att.: 13, by Ayahna Cornish vs. South Florida, 12/29/06
FT Pct.: 1.000 (3-3) vs. C. Conn. St., 12/29/00	FT Pct.: .933 (14-15), vs. Mississippi, 12/30/95	FT Pct.: 1.000 (6-6), three times, last by Irina Krasnoshiok vs. Georgetown, 12/29/01	FT Pct.: 1.000 (6-6), twice, last by Irina Krasnoshiok vs. Georgetown, 12/29/01
Off. Reb.: 23 vs. Delaware, 12/29/93	Off. Reb.: 20 vs. Alabama, 12/30/92	Off. Reb.: 7 by India Henderson vs. Delaware, 12/29/93	Off. Reb.: 6 twice, last by Ayahna Cornish vs. South Florida, 12/29/06
Def. Reb.: 32 vs. Georgetown, 12/29/01	Def. Reb.: 32 vs. Georgetown, 12/29/01	Def. Reb.: 15 by Susan Moran vs. Georgetown, 12/29/01	Def. Reb.: 15 by Susan Moran vs. Georgetown, 12/29/01
Rebounds: 48 vs. Alabama, 12/30/92	Rebounds: 48 vs. Alabama, 12/30/92	Rebounds: 16 by Susan Moran vs. Georgetown, 12/29/01	Rebounds: 16 by Susan Moran vs. Georgetown, 12/29/01
Assists: 32 vs. Fordham, 12/29/92	Assists: 25 vs. Lafayette, 12/29/10	Assists: 16 by Angela Zampella vs. Air Force, 12/28/99	Assists: 12 by Angela Zampella vs. Loyola (Md.), 12/29/99
Turnovers: 28 vs. William & Mary, 11/29/91	Turnovers: 21 vs. Siena, 12/29/02	Turnovers: 8 by Cindy Anderson vs. William & Mary, 11/29/91	Turnovers: 6, three times, last by Stephanie Graff vs. Siena, 12/29/02
Steals: 17 vs. Morgan State, 12/28/01	Steals: 12 vs. Alabama, 12/29/97	Steals: 6, four times, last by Kathy Costello vs. Yale, 12/28/97	Steals: 5, twice, last by Saint Joseph's, vs. Siena, 12/29/02
Blocks: 9 vs. Northeastern, 12/28/06	Blocks: 6, vs. South Florida, 12/29/06	Blocks: 4 by Barbora Kuklova vs. Hartford, 12/28/96	Blocks: 3, twice, last by Brittany Ford vs. South Florida, 12/29/06

Pride • Purpose • Passion



Saint Joseph's captured its first Hawk Classic crown in 1993, setting SJU records for offensive rebounds and three-point field-goal attempts along the way.

In-Season Tournaments

1975-76

West Chester Invitational - Third
West Chester, Pennsylvania
Montclair State 79 Saint Joseph's 58
Saint Joseph's 69 Ursinus 40

1976-77

National Women's Tournament - First
Philadelphia, Pennsylvania
Saint Joseph's 70 Washington Caps 57
Saint Joseph's 82 Tennessee Tech 73
Saint Joseph's 59 Montclair State 55

1979-80

Pittsburgh Invitational - Sixth
Pittsburgh, Pennsylvania
Indiana State 74 Saint Joseph's 55
Saint Joseph's 86 Slippery Rock St. 53
Dayton 68 Saint Joseph's 58

1980-81

Miami Basketball Jamboree - No Places
Miami, Florida
Saint Joseph's 79 McMaster 34
Saint Joseph's 73 Miami (Fla.) 52

1981-82

La Salle Michelob Invitational - Third
Philadelphia, Pennsylvania
Fairfield 76 Saint Joseph's 73
Saint Joseph's 72 Dist. of Columbia 52

1982-83

George Washington Invitational - Third
Washington, District of Columbia
Saint Joseph's 68 Wagner 60
Temple 63 Saint Joseph's 60
Saint Joseph's 72 George Washington 55

Jacob Best Classic - Eighth Kingston, Rhode Island

Providence 62 Saint Joseph's 60
Georgetown 64 Saint Joseph's 54
West Virginia 59 Saint Joseph's 58

1983-84

Dial Classic - Third
Montclair, New Jersey
Northeastern 55 Saint Joseph's 50
Saint Joseph's 86 Montclair State 54

Finast Gold Cup - First Storrs, Connecticut

Saint Joseph's 93 Queens 62
Saint Joseph's 67 Connecticut 56

Miami Masonic Classic - Sixth Miami, Florida

Saint Joseph's 72 Illinois-Chicago 63
Western Kentucky 73 Saint Joseph's 48
New Orleans 89 Saint Joseph's 77

1984-85

Dole Pineapple Classic - First
Philadelphia, Pennsylvania
Saint Joseph's 74 Wagner 56
Saint Joseph's 49 Northeastern 41

Loyola College Tournament - First Baltimore, Maryland

Saint Joseph's 78 George Mason 60
Saint Joseph's 93 Loyola (Md.) 47

La Salle Invitational - First Philadelphia, Pennsylvania

Saint Joseph's 93 W. Kentucky 90 (OT)
Saint Joseph's 86 South Carolina St. 69
Saint Joseph's 61 Iowa 60

1985-86

Maryland Invitational -Third College Park, Maryland

USC 96 Saint Joseph's 66
Saint Joseph's 85 Bucknell 44

La Salle Invitational - First Philadelphia, Pennsylvania

Saint Joseph's 73 New Hampshire 40
Saint Joseph's 59 Northeastern 52
Saint Joseph's 68 La Salle 61

1986-87

Orange Bowl/Burger King Invitational - Seventh Miami, Florida

Tennessee 76 Saint Joseph's 66
North Carolina 78 Saint Joseph's 67
Saint Joseph's 65 Temple 47

1987-88

Investors Classic - Fourth Charlottesville, Virginia

Syracuse 50 Saint Joseph's 47
Alabama 80 Saint Joseph's 69

Dole Pineapple Classic - Second Richmond, Virginia

Saint Joseph's 65 Connecticut 52
Richmond 59 Saint Joseph's 49

1988-89

Boilermaker Classic - Third West Lafayette, Indiana

Texas 75 Saint Joseph's 69
Saint Joseph's 101 Brigham Young 79

1989-90

Lady Techsters Dial Classic - Third Ruston, Louisiana

Iowa 76 Saint Joseph's 57
Saint Joseph's 98 Miss. Valley St. 56

Maryland Invitational - Third College Park, Maryland

Long Beach St. 88 Saint Joseph's 71
Saint Joseph's 91 UMBC 55

1990-91

Connecticut Classic - Third Hartford, Connecticut

Auburn 74 Saint Joseph's 55
Saint Joseph's 68 Fordham 62

1991-92

Carrier Classic - Second Syracuse, New York

Saint Joseph's 65 Wake Forest 44
Syracuse 74 Saint Joseph's 68

Hilton Head Island Super Shootout - Third Hilton Head, South Carolina

Maryland 84 Saint Joseph's 59
Saint Joseph's 82 Fordham 54



The 1984-85 Hawks won all three in-season tournaments they took part in. Saint Joseph's won the Dole Pineapple Classic, the Loyola College Tournament and the La Salle Invitational.

In-Season Tournaments

1992-93

Holiday Inn Coca-Cola Classic - Second
Charlottesville, Virginia
Saint Joseph's 80 San Francisco 66
Virginia 64 Saint Joseph's 53

Hartford Courant Classic - Second
Hartford, Connecticut
Saint Joseph's 68 Wagner 50
Connecticut 53 Saint Joseph's 51

1993-94

Comfort Inn Downtown Classic - Second
Atlanta, Georgia
Saint Joseph's 52 Stetson 47
Georgia Tech 51 Saint Joseph's 50

1994-95

Sun & Fun Tournament - Second
Miami, Florida
Saint Joseph's 77 Canisius 64
Saint Joseph's 78 Arkansas 72
Fla. International 72 Saint Joseph's 60

1995-96

Dial Soap Classic - Third
Lawrence, Kansas
Iowa 66 Saint Joseph's 49
Saint Joseph's 68 Northern Iowa 64

1996-97

Holiday Inn Classic - First
Reno, Nevada
Saint Joseph's 67 Weber State 61
Saint Joseph's 64 Nevada-Reno 44

Duke Classic - Second
Durham, North Carolina
Saint Joseph's 87 Radford 69
Duke 63 Saint Joseph's 46

1997-98

Preseason WNIT
First Round at Philadelphia, Pennsylvania
Saint Joseph's 67 George Mason 53
Second Round at Storrs, Connecticut
Connecticut 74 Saint Joseph's 59

Coors Classic - Third
Boulder, Colorado
Rice 65 Saint Joseph's 55
Saint Joseph's 77 Central Michigan 51

1998-99

Arizona State Wells Fargo Classic - Second
Phoenix, Arizona
Saint Joseph's 54 Pacific 44
Arizona State 66 Saint Joseph's 58 (OT)

1999-00

Duke Ronald McDonald Classic - Third
Durham, North Carolina
Penn State 96 Saint Joseph's 64
Saint Joseph's 75 Florida A&M 37

2000-01

KU Credit Union Jayhawk Classic - First
Lawrence, Kansas
Saint Joseph's 64 Minnesota 62
Saint Joseph's 70 Kansas 67

2001-02

Tallahassee Democrat Seminole Classic - Second
Tallahassee, Florida
Saint Joseph's 85 Akron 52
Florida State 72 Saint Joseph's 45

2002-03

Duke Classic - Second
Durham, North Carolina
Saint Joseph's 68 Buffalo 59
Duke 82 Saint Joseph's 48

2003-04

Florida Int./Herald Thanksgiving Classic - Third
Miami, Florida
Iowa 62 Saint Joseph's 58
Saint Joseph's 77 Appalachian State 65

2004-05

Preseason WNIT
First Round at Philadelphia, Pennsylvania
Saint Joseph's 51 Boston University 49
Second Round at Columbus, Ohio
Ohio State 76 Saint Joseph's 29
Dead River Classic - Second
Orono, Maine
Saint Joseph's 41 Mississippi State 38
Maine 54 Saint Joseph's 36

2005-06

Commerce Bank Wildcat Classic - First
Manhattan, Kansas
Saint Joseph's 61 Houston 42
Saint Joseph's 78 Kansas State 68

2006-07

Courtyard Classic - Second
Chattanooga, Tennessee
Saint Joseph's 65 Chattanooga 61
Western Carolina 69 Saint Joseph's 51

2007-08

Brown Basketball Classic - First
Providence, Rhode Island
Saint Joseph's 65 Manhattan 58
Saint Joseph's 65 Brown 54

Iowa Hawkeye Challenge - Fourth
Iowa City, Iowa
Wyoming 66 Saint Joseph's 64
Northern Illinois 90 Saint Joseph's 82

2008-09

Vanderbilt Thanksgiving Tournament - Third
Nashville, Tennessee
Virginia Tech 66 Saint Joseph's 63
Saint Joseph's 78 Davidson 68

2009-10

FIU Thanksgiving Classic - Second
Miami, Florida
Saint Joseph's 64 FIU 48
St. John's 81 Saint Joseph's 74

2010-11

Big Easy Classic - Second
New Orleans, La.
Tulane 67 Saint Joseph's 58
Saint Joseph's 77 Detroit 70 OT

Pride • Purpose • Passion



Behind 2005 Wildcat Classic MVP Ayahna Cornish's 20 points, Saint Joseph's overcame a 17-point deficit against host Kansas State to earn the tournament title.

Postseason Tournaments

ATLANTIC 10 TOURNAMENT

1983:	at Piscataway, New Jersey West Virginia 78 Saint Joseph's 66	1992:	at Piscataway, New Jersey Saint Joseph's 66 Rhode Island 48 Rutgers 66 Saint Joseph's 59	2002:	at Philadelphia, Pennsylvania Saint Joseph's 70 Fordham 48 Saint Joseph's 90 Xavier 80 Temple 63 Saint Joseph's 58 (Runner-Up)
1984:	at University Park, Pennsylvania Penn State 87 Saint Joseph's 70	1993:	at Washington, District of Columbia Saint Joseph's 72 Rhode Island 57 Saint Joseph's 74 George Washington 67 Rutgers 59 Saint Joseph's 51 (Runner-Up)	2003:	at Kingston, Rhode Island Rhode Island 62 Saint Joseph's 49
1985:	at Philadelphia, Pennsylvania Saint Joseph's 77 Duquesne 48 Temple 65 Saint Joseph's 61	1994:	at Philadelphia, Pennsylvania Massachusetts 76 Saint Joseph's 63 at Philadelphia, Pennsylvania	2004:	at Philadelphia, Pennsylvania Saint Joseph's 73 Duquesne 63 Saint Joseph's 70 George Washington 57 Temple 53 Saint Joseph's 48 (Runner-Up)
1986:	at Morgantown, West Virginia Saint Joseph's 79 Rhode Island 65 Penn State 80 Saint Joseph's 60	1995:	Saint Joseph's 65 Rhode Island 62 G. Washington 71 Saint Joseph's 64	2005:	at Washington, District of Columbia Saint Joseph's 56 La Salle 50 Temple 61 Saint Joseph's 5
1987:	at Philadelphia, Pennsylvania Saint Joseph's 74 George Washington 60 at Piscataway, New Jersey Saint Joseph's 70 Penn State 55 Rutgers 93 Saint Joseph's 48 (Runner-Up)	1996:	at Blacksburg, Virginia Saint Joseph's 84 Dayton 73 La Salle 65 Saint Joseph's 62	2006:	at Philadelphia, Pennsylvania Saint Joseph's 54 Fordham 43 Saint Joseph's 70 Xavier 67 George Washington 53 Saint Joseph's 51
1988:	at Philadelphia, Pennsylvania Saint Joseph's 67 Massachusetts 43 at Piscataway, New Jersey Saint Joseph's 75 Temple 61 Rutgers 64 Saint Joseph's 52 (Runner-Up)	1997:	at Philadelphia, Pennsylvania Saint Joseph's 65 Fordham 43 at Washington, District of Columbia Saint Joseph's 61 La Salle 51 Saint Joseph's 59 G. Washington 56 (Champion)	2007:	at Cincinnati, Ohio Saint Joseph's 68 Rhode Island 52 Saint Joseph's 76 Charlotte 64 Saint Joseph's 57 George Washington 55 Xavier 65 Saint Joseph's 59 (Runner-Up)
1989:	at Philadelphia, Pennsylvania Saint Joseph's 78 Massachusetts 48 at Piscataway, New Jersey West Virginia 76 Saint Joseph's 59	1998:	at Philadelphia, Pennsylvania Virginia Tech 67 Saint Joseph's 62	2008:	at Philadelphia, Pennsylvania Saint Joseph's 71 Saint Louis 58 Xavier 74 Saint Joseph's 52
1990:	at Philadelphia, Pennsylvania Saint Joseph's 84 Duquesne 53 at University Park, Pennsylvania Saint Joseph's 87 West Virginia 66 Penn State 84 Saint Joseph's 60 (Runner-Up)	1999:	at Philadelphia, Pennsylvania Saint Joseph's 71 Duquesne 54 Saint Joseph's 74 George Washington 56 Saint Joseph's 85 Xavier 73 (Champion)	2009:	at Charlotte, North Carolina St. Bonaventure 72 Saint Joseph's 65
1991:	at Washington, District of Columbia Saint Joseph's 52 George Washington 51 at Philadelphia, Pennsylvania Saint Joseph's 72 Rutgers 61 Penn State 78 Saint Joseph's 63 (Runner-Up)	2000:	at Philadelphia, Pennsylvania Saint Joseph's 66 Dayton 61 Xavier 84 Saint Joseph's 78	2010:	at Upper Marlboro, Maryland Saint Joseph's 76 Fordham 62 Charlotte 87 Saint Joseph's 85 (OT)
		2001:	at Philadelphia, Pennsylvania Dayton 71 Saint Joseph's 56	2011:	at Lowell, Massachusetts Saint Joseph's 79 La Salle 55 Xavier 71 Saint Joseph's 55
<hr/>					
Totals: Won 36, Lost 27 (29 appearances)					

NCAA TOURNAMENT

1985:	First Round at Raleigh, North Carolina N.C. State 67 Saint Joseph's 63
1986:	First Round at Bowling Green, Kentucky W. Kentucky 74 Saint Joseph's 65
1987:	First Round at Philadelphia, Pennsylvania Saint Joseph's 67 South Alabama 56 Second Round at Austin, Texas Texas 86 Saint Joseph's 56
1988:	First Round at Philadelphia, Pennsylvania Saint Joseph's 68 Bowling Green 66 Second Round at College Park, Maryland Maryland 78 Saint Joseph's 67
1989:	First Round at Philadelphia, Pennsylvania Saint Joseph's 82 Vanderbilt 68 Second Round at Long Beach, California Long Beach State 84 Saint Joseph's 65
1990:	First Round at Norfolk, Virginia Old Dominion 91 Saint Joseph's 69
1994:	First Round at Norfolk, Virginia Old Dominion 56 Saint Joseph's 55
1995:	First Round at Storrs, Connecticut Virginia Tech 62 Saint Joseph's 52
1997:	First Round at Tuscaloosa, Alabama Saint Joseph's 70 Kansas State 52 Second Round at Tuscaloosa, Alabama Alabama 61 Saint Joseph's 52
1999:	First Round at Durham, North Carolina Saint Joseph's 83 Tulane 72 Second Round at Durham, North Carolina Duke 66 Saint Joseph's 60
2000:	First Round at Piscataway, New Jersey Saint Joseph's 69 Texas 48 Second Round at Piscataway, New Jersey Rutgers 59 Saint Joseph's 39
<hr/>	
Totals: Won 6, Lost 11 (11 appearances)	

AIAW TOURNAMENT

1976:	Eastern Regional at Pittsburgh, Pennsylvania Saint Joseph's 73 East Stroudsburg 60 Saint Joseph's 66 Edinboro State 59 Immaculata 70 Saint Joseph's 58 Saint Joseph's 72 Maryland 65 (Third)
1977:	Eastern Regional at Philadelphia, Pennsylvania Saint Joseph's 75 William Paterson 62 Saint Joseph's 101 Pittsburgh 64 Saint Joseph's 68 Montclair State 67 Immaculata 71 Saint Joseph's 70 (Runner-Up) National Tournament at Minneapolis, Minnesota Baylor 85 Saint Joseph's 75 Saint Joseph's 97 Western Washington 51 S. Conn. State 89 Saint Joseph's 85 (Sixth)
1978:	Eastern Regional at West Chester, Pennsylvania Saint Joseph's 84 Temple 48 Saint Joseph's 90 West Chester 65 Montclair State 86 Saint Joseph's 78 Saint Joseph's 82 Immaculata 74 (Third)
1979:	Eastern Regional at College Park, Maryland Penn State 76 Saint Joseph's 62
<hr/>	
Totals: Won 10, Lost 6 (four appearances)	

WNIT

1998:	First Round at Philadelphia, Pennsylvania Saint Joseph's 77 American 68 Second Round at University Park, Pennsylvania Penn State 72 Saint Joseph's 59
2002:	First Round at Philadelphia, Pennsylvania Saint Joseph's 84 Siena 55 Second Round at Burlington, Vermont Vermont 60 Saint Joseph's 55
2003:	First Round at Philadelphia, Pennsylvania Saint Joseph's 65 Delaware 47 Second Round at Philadelphia, Pennsylvania Richmond 56 Saint Joseph's 53
2004:	First Round at Philadelphia, Pennsylvania Saint Joseph's 61 Kent State 51 Second Round at Philadelphia, Pennsylvania Saint Joseph's 68 Seton Hall 61 (OT) Quarterfinals at Ames, Iowa Iowa State 66 Saint Joseph's 58
2006:	First Round at Charlottesville, Virginia Virginia 48 Saint Joseph's 42
2007:	First Round at Philadelphia, Pennsylvania Coppin State 67 Saint Joseph's 52
2010:	First Round at Philadelphia, Pennsylvania VCU 74 Saint Joseph's 63
2011:	First Round at Philadelphia, Pennsylvania Saint Joseph's 72 VCU 66 Second Round at Chestnut Hill, Massachusetts Boston College 85 Saint Joseph's 59
<hr/>	
Totals: Won 6, Lost 8 (eight appearances)	

Year-By-Year Records

Season	W	L	Pct.	Captain(s)	Coach	Postseason
1973-74	9	2	.818	Martino, Ritchie	Ellen Ryan	
1974-75	9	2	.818	Martino, Ritchie	Theresa Grentz	
1975-76	18	3	.857	Maley, O'Brien	Theresa Grentz	AIAW
1976-77	23	5	.821	Maley, O'Brien	Rene Portland	AIAW
1977-78	24	4	.857	Garrity, Langley	Rene Portland	AIAW
1978-79	16	9	.640	Burke	Jim Foster	AIAW
1979-80	11	15	.423	Ridge	Jim Foster	
1980-81	14	11	.560	Dunne, Gentry	Jim Foster	
1981-82	16	12	.571	Dunne	Jim Foster	
1982-83	15	13	.536	Foy	Jim Foster	
1983-84	17	10	.630	Dunne, O'Brien	Jim Foster	
1984-85	25	5	.833	Brown, Dunne, Fonda	Jim Foster	NCAA
1985-86	22	7	.759	Clark, Mohr	Jim Foster	NCAA
1986-87	23	9	.719	Carmichael, Clark, Rooney	Jim Foster	NCAA
1987-88	24	8	.750	Black, Foley, Hughes	Jim Foster	NCAA
1988-89	23	8	.742	Foley, Shields	Jim Foster	NCAA
1989-90	24	7	.744	Anderson, Reynolds, Shields	Jim Foster	NCAA
1990-91	18	12	.600	Anderson	Jim Foster	
1991-92	17	12	.586	Anderson, Curry	Stephanie Gaitley	
1992-93	21	8	.724	Bostick, Curry, Mallon	Stephanie Gaitley	
1993-94	19	9	.679	Bostick	Stephanie Gaitley	NCAA
1994-95	20	9	.690	Jakubowicz, Moore, Wenger	Stephanie Gaitley	NCAA
1995-96	16	12	.571	Jones, Sullivan	Stephanie Gaitley	
1996-97	26	5	.839	M. Costello, Jones	Stephanie Gaitley	NCAA
1997-98	19	12	.613	M. Costello, Illes	Stephanie Gaitley	WNIT
1998-99	23	8	.742	Schmid, Greenwell	Stephanie Gaitley	NCAA
1999-00	25	6	.800	K. Costello, Lichnerova	Stephanie Gaitley	NCAA
2000-01	15	13	.536	McGahan, Moran, Zampella	Stephanie Gaitley/Reggi Grennan	
2001-02	24	8	.750	McGahan, Meade, Moran, Snell	Cindy Griffin	WNIT
2002-03	19	11	.633	Graff, McGahan, Trayer	Cindy Griffin	WNIT
2003-04	22	11	.667	Brady, Graff	Cindy Griffin	WNIT
2004-05	7	23	.233	McBryan, Springman	Cindy Griffin	
2005-06	20	11	.645	Cornish, McBryan, Schutte	Cindy Griffin	WNIT
2006-07	19	14	.576	Cornish, Ffrench	Cindy Griffin	WNIT
2007-08	17	14	.548	Gomez, Hutchison, McDade	Cindy Griffin	
2008-09	13	17	.433	McDade	Cindy Griffin	
2009-10	17	15	.531	Bryant, Gillespie, Logue	Cindy Griffin	WNIT
2010-11	20	12	.625	Bryant, Kuester	Cindy Griffin	WNIT
Totals	710	372	.656	38 Years		23 Postseason Appearances

Pride • Purpose • Passion

Former Head Coaches



Ellen Ryan
1 year - 1973-74
9-2 Overall Record



Theresa Grentz
2 years - 1974-76
27-5 Overall Record



Rene Portland
2 years - 1976-78
47-9 Overall Record



Jim Foster
13 years - 1978-91
248-126 Overall Record
94-28 A-10 Record
35-12 Big 5 Record



Stephanie Gaitley
9 1/2 years - 1991-01
196-88 Overall Record
109-39 A-10 Record
33-5 Big 5 Record



Reggi Grennan
1/2 year - 2001
5-6 Overall Record
5-5 A-10 Record
2-0 Big 5 Record

Year-By-Year Results

2010-11

(Won 20, Lost 12, A-10 8-6, Big 5 3-1)

Date	SJU	Opponent	Opp	W/L
11/12	64	Providence (H)	.49	W
11/16	67	Sacred Heart (A)	.49	W
11/20	64	UMBC (A)	.50	W
11/23	47	Drexel (A)	.50	L
12/1	40	Lehigh (A)	.46	L
12/3	58	& Tulane (A)	.67	L
12/4	77	& Detroit (N-OT)	.70	W
12/7	60	# Penn (A)	.45	W
12/12	46	# Villanova	.43	W
12/19	70	Princeton (H-2OT)	.61	W
12/22	50	Delaware (A)	.45	W
12/28	67	% New Hampshire (H)	.66	W
12/29	75	% Lafayette (H)	.40	W
1/2	60	Maryland #18/20 (H)	.74	L
1/8	66	* Saint Louis (A)	.54	W
1/12	54	* Xavier #8/8 (H)	.75	L
1/15	57	* Charlotte (H)	.66-57	L
1/19	43	* Temple (A)	.53-43	L
1/22	72	* Massachusetts (H)	.68	W
1/26	40	* St. Bonaventure (H)	.51	L
1/29	68	* Dayton (A)	.68	L
2/5	59	* Rhode Island (A)	.55	W
2/9	54	* Fordham (A)	.47	W
2/12	71	* Richmond (H)	.61	W
2/16	79	* Duquesne (A)	.73	W
2/19	77	*# La Salle (H)	.60	W
2/23	49	*# Temple (H)	.52	L
2/27	64	* George Washington (A)	.49	W
3/4	79	** La Salle (H)	.55	W
3/5	55	** Xavier #6/6 (N)	.71	L
3/17	72	+++ VCU (H)	.66	W
3/19	85	+++ at Boston College	.59	L

Coach – Cindy Griffin

2009-10

(Won 17, Lost 15, A-10 9-5, Big 5 2-2)

Date	SJU	Opponent	Opp	W/L
11/13	56	New Hampshire (A)	.64	L
11/15	57	Providence (A)	.88	L
11/21	77	UMBC (H)	.55	W
11/24	46	Vanderbilt (H)	.59	L
11/27	64	\$ Florida International (A)	.48	W
11/29	74	\$ St. John's (N)	.81	L
12/4	66	Hartford (H-OT)	.72	L
12/6	65	George Mason (H)	.46	W
12/9	42	# Villanova (A)	.56	L
12/13	69	Drexel (H)	.71	L
12/22	78	Old Dominion (H)	.62	W
12/28	65	& Brown (H)	.36	W

12/29	71	& Boston University (H)	.58	W
1/3	69	Maryland (A)	.79	L
1/9	62	* Fordham (H)	.57	W
1/12	57	# Penn (H)	.40	W
1/16	55	*# Temple (A-OT)	.58	L
1/20	68	* Dayton (H)	.62	W
1/23	58	* Charlotte (A)	.67	L
1/27	45	*# La Salle (A)	.39	W
1/30	63	* George Washington (H)	.47	W
2/2	56	* Temple (H)	.58	L
2/6	57	* St. Bonaventure (A)	.53	W
2/10	56	* Xavier (A)	.63	L
2/13	71	* Saint Louis (H)	.67	W
2/17	56	* Rhode Island (H)	.42	W
2/21	67	* Richmond (A)	.66	W
2/25	62	* Massachusetts (A)	.75	L
2/28	69	* Duquesne (H)	.58	W
3/5	76	** Fordham ** (N)	.62	W
3/6	85	** Charlotte ** (N-OT)	.87	L
3/18	63	+++ VCU (H)	.74	L

Coach – Cindy Griffin

2008-09

(Won 13, Lost 17, A-10 5-9, Big 5 3-1)

Date	SJU	Opponent	Opp	W/L
11/14	59	Rutgers # 5/3 (A)	.86	L
11/16	71	Lehigh (H, G)	.63	W
11/19	61	Drexel (A)	.76	L
11/25	66	# Penn (A)	.60	W
11/28	63	\$ vs. Virginia Tech (N)	.66	L
11/29	78	\$ vs. Davidson (N)	.68	W
12/4	66	# Villanova (H, G-30T)	.57	W
12/6	56	Hartford (A)	.80	L
12/12	51	Old Dominion (A)	.74	L
12/14	77	Akron (H, G)	.59	W
12/22	67	Seton Hall (P-OT)	.74	L
12/28	74	& Maine (H, G)	.46	W
12/29	74	& Holy Cross (H, G)	.53	W
1/2	70	Gonzaga (A)	.93	L
1/6	72	George Mason (A)	.59	W
1/11	53	*# Temple (H, G)	.58	L
1/14	60	* G. Washington (A)	.66	L
1/17	70	* Richmond (H, G)	.42	W
1/24	72	* Saint Louis (A)	.75	L
1/28	41	* Xavier # 23/21 (H, G)	.42	L
1/31	69	* Rhode Island (A)	.61	W
2/4	51	* Duquesne (A)	.53	L
2/8	52	* St. Bonaventure (H)	.64	L
2/11	59	*# La Salle (H, D)	.42	W
2/15	48	* Temple (A)	.60	L
2/18	68	* Fordham (A)	.52	W
2/21	55	* Charlotte (H, G)	.69	L
2/25	77	* Massachusetts (P)	.63	W

3/1	57	* Dayton (A)	.84	L
3/6	65	** St. Bonaventure (N)	.72	L

Coach – Cindy Griffin

2007-08

(Won 17, Lost 14, A-10 8-6, Big 5 2-2)

Date	SJU	Opponent	Opp	W/L
11/10	60	Lehigh (A)	.59	W
11/14	49	Drexel (H)	.40	W
11/18	47	Virginia Commonwealth (H)	.54	L
11/20	63	# Penn (A)	.46	W
11/28	50	Rutgers #5/6 (H)	.56	L
12/1	65	\$ Manhattan (N)	.58	W
12/2	65	\$ Brown (A)	.54	W
12/5	47	# Villanova (A)	.71	L
12/8	64	\$ Wyoming #21/22 (N)	.66	L
12/9	82	\$ Northern Illinois (N)	.90	L
12/21	42	Seton Hall (A)	.59	L
12/28	68	& NJIT (H)	.59	W
12/29	71	& Auburn (H) #15/15	.69	W
1/3	43	Gonzaga (H)	.67	L
1/5	81	Akron (A)	.75	W
1/12	68	* St. Bonaventure (A)	.61	W
1/16	72	* Fordham (H)	.47	W
1/19	53	* Xavier (A)	.71	L
1/26	54	* Dayton (H)	.56	L
1/30	67	*# Temple (A)	.70	L
2/3	72	* Massachusetts (A)	.66	W
2/6	65	* Saint Louis (H)	.44	W
2/9	59	* Duquesne (H)	.56	W
2/12	57	* Charlotte (A)	.59	L
2/16	69	* Richmond (A)	.65	W
2/20	60	* Temple (H)	.63	L
2/24	53	* G. Washington #17/16 (H)	.61	L
2/27	70	*# La Salle (A)	.52	W
3/1	72	* Rhode Island (H)	.60	W
3/7	71	** Saint Louis (H)	.58	W
3/8	52	** Xavier (H)	.74	L

Coach – Cindy Griffin

2006-07

(Won 19, Lost 14, A-10 8-6, Big 5 3-1)

Date	SJU	Opponent	Opp	W/L
11/12	63	Bucknell (H)	.56	W
11/17	52	Hartford (H)	.62	L
11/19	59	Virginia Commonwealth (A)	.60	L
11/25	56	Illinois (A)	.69	L
11/29	81	Princeton (A)	.69	W
12/2	65	\$ Chattanooga (A)	.61	W
12/3	51	\$ Western Carolina (N)	.69	L
12/8	58	Boston College (H)	.54	W
12/10	69	Maine (H)	.49	W
12/20	57	North Carolina State (A)	.78	L
12/28	83	& Northeastern (H)	.59	W
12/29	76	& South Florida (H-OT)	.80	L
1/3	56	# Villanova (H)	.48	W
1/9	53	* Temple (A)	.59	L
1/12	71	*# La Salle (H)	.60	W
1/14	57	* Richmond (H-2OT)	.64	L
1/18	72	* Fordham (A)	.43	W
1/21	70	* Saint Louis (A)	.68	W
1/24	62	# Penn (H)	.51	W
1/28	71	*# Temple (H-OT)	.78	L
2/2	72	* Massachusetts (H)	.65	W
2/4	73	* Rhode Island (A)	.70	W
2/8	72	* Xavier (H)	.85	L
2/11	67	* Charlotte (H)	.59	W
2/15	76	* St. Bonaventure (H)	.67	W
2/17	77	* Dayton (A)	.78	L
2/23	60	* G. Washington #9/9 (A)	.87	L
2/25	75	* Duquesne (A)	.65	W
3/2	68	** Rhode Island (N)	.52	W
3/3	76	** Charlotte (N)	.64	W
3/4	57	** G. Washington #8/9 (N)	.55	W
3/5	59	** Xavier (A)	.65	L
3/15	52	+++ Coppin State (H)	.67	L

Coach – Cindy Griffin



The 2005-06 Hawks posted the second-best start to a season in school history, winning seven straight games and finishing the year with a 20-11 mark and a WNIT berth.

Year-By-Year Results

2005-06

(Won 20, Lost 11, A-10 10-6, Big 5 2-2)

Date	SJU	Opponent	Opp	W/L
11/18	58	Princeton (H)	.46	W
11/20	54	N.C. State #23/25 (H)	.52	W
11/27	59	at Bucknell (A)	.55	W
11/30	72	Seton Hall (H)	.48	W
12/2	69	\$ Houston (N)	.45	W
12/3	78	\$ Kansas State (A)	.68	W
12/7	70	# at Penn (A)	.57	W
12/11	55	# at Villanova (A)	.64	L
12/21	59	at Hartford (A)	.65	L
12/28	52	& Iona (H)	.50	W
12/29	48	& Delaware (H)	.49	L
1/3	55	* Duquesne (H)	.47	W
1/6	59	* at St. Bonaventure (A)	.43	W
1/8	56	* G. Washington (H)	.64	L
1/13	69	* Saint Louis (H)	.50	W
1/15	45	* at Fordham (A)	.40	W
1/20	50	* at Charlotte (A)	.81	L
1/22	50	* at La Salle (A)	.65	L
1/27	65	* Temple #17/19 (H)	.64	W
1/29	75	* Rhode Island (H)	.47	W
2/2	70	* Fordham (H-OT)	.57	W
2/5	53	* at Massachusetts (A)	.63	L
2/12	66	* Dayton (H)	.65	W
2/17	53	*# at Temple #22/23 (A)	.59	L
2/19	61	*# La Salle (H)	.55	W
2/24	52	* at Xavier (A-OT)	.63	L
2/26	76	* at Richmond (A)	.56	W
3/3	54	** Fordham (H)	.43	W
3/4	60	** Xavier (H)	.67	W
3/5	51	** G. Washington (H)	.53	L
3/18	42	+++ Virginia (A)	.48	L

Coach – Cindy Griffin

2004-05

(Won 7, Lost 23, A-10 4-12, Big 5 0-4)

Date	SJU	Opponent	Opp	W/L
11/12	51	@ Boston University (H)	.49	W
11/14	29	@ Ohio State #10/9 (A)	.76	L
11/20	49	Drexel (A)	.59	L
11/23	50	Illinois (H)	.64	L
11/26	41	\$ Mississippi State (N)	.38	W
11/27	36	\$ Maine (A)	.54	L
11/29	66	Lehigh (H)	.68	L
12/1	57	# Penn (H)	.64	L
12/5	36	Seton Hall (A)	.57	L
12/11	30	# Villanova (H)	.52	L
12/22	41	Boston College #14/16 (A)	.65	L
12/30	49	Kansas State #22/21 (H)	.68	L
1/3	79	* Duquesne (A)	.68	W
1/7	72	* St. Bonaventure (H)	.74	L
1/9	70	* Dayton (H)	.78	L
1/13	33	* Massachusetts (H)	.42	L
1/16	64	* St. Bonaventure (A)	.51	W
1/21	55	* Xavier (H)	.72	L
1/24	61	* Massachusetts (A)	.62	L
1/30	41	* Richmond (A)	.66	L
2/4	43	* Fordham (H)	.47	L
2/6	69	* Rhode Island (H)	.65	W
2/10	49	* Temple #20/22 (A)	.68	L
2/13	57	* Fordham (A)	.52	W
2/17	55	* G. Washington (H)	.60	L
2/20	53	* Rhode Island (A)	.56	L
2/25	51	*# La Salle (A)	.66	L
2/27	46	*# Temple #16/16 (H)	.69	L
3/4	56	** La Salle (N)	.50	W
3/5	51	** Temple #16/16 (N)	.61	L

Coach – Cindy Griffin

2003-04

(Won 22, Lost 11, A-10 12-4, Big 5 2-2)

Date	SJU	Opponent	Opp	W/L
11/22	62	Drexel (H)	.44	W
11/28	58	\$ Iowa (N)	.62	L
11/29	77	\$ Appalachian State (N)	.65	W
12/6	68	Lehigh (A)	.42	W
12/9	68	# Villanova (A)	.72	L

12/18	67	Virginia (H)	.74	W
12/21	34	Connecticut #1/1 (P)	.87	L
12/28	69	& Stony Brook (H)	.53	W
12/29	59	& George Mason (H-OT)	.68	L
1/4	64	* Duquesne (H)	.58	W
1/6	67	* Massachusetts (H)	.40	W
1/10	64	* G. Washington (A)	.62	W
1/16	59	* Xavier (A)	.53	W
1/18	68	* Dayton (A)	.59	W
1/23	68	*# La Salle (H)	.52	W
1/25	61	* Temple (H-OT)	.62	L
1/29	44	Penn State #5/6 (H)	.80	L
2/1	58	* Richmond (H)	.48	W
2/6	68	* St. Bonaventure (A)	.70	L
2/8	63	* Fordham (A)	.40	W
2/10	74	# Penn (A)	.55	W
2/12	51	* Rhode Island (H)	.61	L
2/15	52	* Massachusetts (A)	.40	W
2/19	56	*# Temple (A)	.58	L
2/22	74	* St. Bonaventure (H)	.54	W
2/26	66	* Rhode Island (A)	.58	W
2/29	54	* Fordham (H)	.42	W
3/6	73	** Duquesne (H)	.63	W
3/7	70	** G. Washington (H)	.57	W
3/8	48	** Temple (H)	.53	L
3/19	61	+++ Kent State (H)	.51	W
3/21	68	+++ Seton Hall (H-OT)	.61	W
3/27	58	+++ Iowa State (A)	.66	L

Coach – Cindy Griffin

2002-03

(Won 19, Lost 11, A-10 13-3, Big 5 3-1)

Date	SJU	Opponent	Opp	W/L
11/22	44	# Villanova (H)	.59	L
11/24	37	Virginia (A)	.66	L
11/30	58	Boston University (H)	.45	W
12/6	68	\$ Buffalo (N)	.59	W
12/8	48	\$ Duke #1/1 (A)	.82	L
12/10	56	Penn State #11/12 (A)	.82	L
12/15	58	Drexel (A)	.53	W
12/22	48	Connecticut #3/2 (A)	.82	L
12/28	66	& UMBC (H-OT)	.61	W
12/29	69	& Siena (H)	.72	L
1/5	73	*# Temple (H)	.68	W
1/8	68	* Massachusetts (A)	.61	W
1/12	73	* Rhode Island (H)	.53	W
1/14	70	# Penn (H)	.60	W
1/17	61	* Dayton (H)	.60	W
1/19	83	*# La Salle (A-2OT)	.80	W
1/23	67	* G. Washington (H)	.77	L
1/26	49	* Temple (A)	.47	W
1/31	67	* Xavier (H)	.64	W
2/2	63	* Richmond (A)	.50	W
2/6	74	* St. Bonaventure (A)	.68	W
2/9	64	* Duquesne (A)	.68	L
2/16	53	* Fordham (H)	.57	L
2/20	60	* Massachusetts (H)	.51	W
2/22	58	* Fordham (A)	.43	W
2/27	67	* Rhode Island (A)	.54	W
3/2	66	* St. Bonaventure (H)	.32	W
3/7	49	** Rhode Island (A)	.62	L
3/19	65	+++ Delaware (H)	.47	W
3/23	53	+++ Richmond (H)	.56	L

Coach – Cindy Griffin

2001-02

(Won 24, Lost 8, A-10 12-4, Big 5 3-1)

Date	SJU	Opponent	Opp	W/L
11/16	81	Southern California (H)	.72	W
11/18	64	Rutgers #-/23 (H)	.58	W
11/24	85	\$ Akron (N)	.52	W
11/25	45	\$ Florida State (A)	.72	L
12/1	73	Boston College (H)	.78	L
12/4	81	# Penn (A)	.57	W
12/7	68	# Villanova (A)	.62	W
12/19	69	Drexel (H)	.56	W
12/21	59	Boston University (A)	.47	W
12/28	99	& Morgan State (H)	.51	W
12/29	89	& Georgetown (H)	.51	W

1/5	87	* Richmond (H)	.66	W
1/8	54	* Massachusetts (A)	.48	W
1/11	78	* Duquesne (H)	.58	W
1/13	76	* St. Bonaventure (H)	.40	W
1/16	75	* Fordham (A)	.50	W
1/20	62	* G. Washington (A)	.68	L
1/24	71	* Rhode Island (A-OT)	.68	W
1/27	59	* Temple (H)	.66	L
2/3	59	* Fordham (H)	.54	W
2/5	65	*# Temple (A)	.77	L
2/8	61	* Xavier (A)	.75	L
2/10	56	* Dayton (A)	.48	W
2/15	77	* Rhode Island (H)	.67	W
2/17	73	* Massachusetts (H)	.50	W
2/22	72	*# La Salle (H)	.54	W
2/24	82	* St. Bonaventure (A)	.77	W
3/2	70	** Fordham (N)	.48	W
3/3	90	** Xavier (N)	.80	W
3/4	58	** Temple (A)	.63	L
3/14	84	+++ Siena (H)	.55	W
3/17	55	+++ Vermont (A)	.60	L

Coach – Cindy Griffin

2000-01

(Won 15, Lost 13, A-10 9-7, Big 5 4-0)

Date	SJU	Opponent	Opp	W/L
11/18	81	# Penn (H)	.75	W
11/24	72	Stanford #18/22 (A-OT)	.79	L
11/26	55	Southern California (A)	.66	L
11/29	62	St. John's (H)	.63	L
12/1	64	\$ Minnesota (N)	.62	W
12/2	70	\$ Kansas (A)	.67	W
12/6	58	Virginia #24/20 (H)	.62	L
12/9	63	# Villanova (H)	.59	W
12/21	38	Rutgers #7/7 (A)	.80	L
12/29	59	& Central Connecticut St. (H)	.51	W
12/30	63	& Seton Hall (H)	.52	W
1/4	66	* Massachusetts (A)	.54	W
1/6	55	* Rhode Island (A)	.34	W
1/9	76	* G. Washington (A)	.86	L
1/12	81	* Duquesne (H)	.69	W
1/15	83	* St. Bonaventure (A)	.73	W
1/19	63	* Dayton (H)	.72	L
1/21	57	* Xavier #23/22 (H)	.73	L
1/26	67	*# La Salle (A)	.51	W
1/28	66	* Duquesne (A)	.69	L
2/2	55	* Temple (A)	.60	L
2/4	67	* Rhode Island (H)	.50	W
2/9	62	* St. Bonaventure (H)	.52	W
2/11	58	* G. Washington (H)	.63	L
2/16	50	* Xavier #12/15 (A)	.63	L
2/19	57	*# Temple (H)	.47	W
2/24	89	* Fordham (H)	.55	W
3/3	56	** Dayton (N)	.71	L

Coach – Stephanie V. Gaitley (11/18-1/19)

Interim Coach – Reggi Grennan (1/21-3/3)

1999-00

(Won 25, Lost 6, A-10 14-2, Big 5 4-0)

Date	SJU	Opponent	Opp	W/L
11/21	73	Virginia #-/25 (A)	.61	W
11/27	64	\$ Penn State #9/8 (N)	.96	L
11/28	75	\$ Florida A&M (N)	.37	W
12/4	70	St. John's (A)	.56	W
12/6	77	* Temple (H)	.37	W
12/8	76	# Penn (A)	.47	W
12/11	54	# Villanova (A)	.48	W
12/14	69	Stanford (H)	.41	W
12/19	59	Tennessee #2/2 (H)	.82	L
12/21	59	Drexel (P)	.41	W
12/28	90	& Air Force (H)	.62	W
12/29	74	& Loyola (Md.) (H)	.54	W
1/7	62	* Dayton (A)	.60	W
1/9	69	* Xavier (A)	.67	W
1/13	73	* St. Bonaventure (A)	.44	W
1/15	77	* Fordham (H)	.29	W
1/21	57	* Duquesne (H)	.51	W
1/23	53	* Virginia Tech (H)	.62	L

Year-By-Year Results

1/27	69	*	Rhode Island (A)	.39	W
1/29	62	*	Massachusetts (A)	.49	W
2/3	70	*	Rhode Island (H)	.33	W
2/6	67	*	G. Washington (A)	.70	L
2/10	67	*#	La Salle (H)	.44	W
2/14	58	*#	Temple(A)	.39	W
2/17	71	*	Fordham (A)	.46	W
2/20	66	*	Massachusetts (H)	.41	W
2/27	79	*	St Bonaventure (H)	.59	W
3/4	66	**	Dayton (N)	.61	W
3/5	78	**	Xavier (N-OT)	.84	L
3/17	69	+	Texas #23/-- (N)	.48	W
3/19	39	+	Rutgers #8/8 (A)	.59	L

Coach – Stephanie V. Gaitley

1998-99

(Won 23, Lost 8, A-10 14-2, Big 5 4-0)

Date	SJU	Opponent	Opp	W/L	
11/16	63	Tennessee #1/1 (A)	.108	L	
11/24	67	Drexel (H)	.50	W	
11/28	78	Toledo (N)	.84	L	
11/29	68	Boston College (A)	.72	L	
12/2	74	#* Temple (H)	.48	W	
12/5	54	\$ Pacific (N)	.44	W	
12/6	58	\$ Arizona State (A-OT)	.66	L	
12/9	55	# Villanova (H)	.54	W	
12/12	69	# Penn (A)	.50	W	
12/28	62	& Iona (H)	.36	W	
12/29	55	& North Carolina State (H)	.62	L	
1/2	62	* G. Washington #24/-- (H)	.59	W	
1/8	52	#* La Salle (A)	.37	W	
1/10	59	* St. Bonaventure (H)	.39	W	
1/14	63	* Massachusetts (A)	.59	W	
1/16	71	* Rhode Island (A)	.55	W	
1/22	56	* Virginia Tech #13/13 (A)	.65	L	
1/24	58	* Duquesne (A-OT)	.65	L	
1/28	66	* Fordham (H)	.37	W	
1/31	69	* Temple (A)	.42	W	
2/5	68	* Rhode Island (H)	.49	W	
2/7	64	* Massachusetts (H)	.55	W	
2/12	75	* St. Bonaventure (A)	.61	W	
2/14	74	* Fordham (A)	.61	W	
2/19	62	* Dayton (H)	.53	W	
2/21	76	* Xavier (H)	.66	W	
2/27	71	** Duquesne (N)	.54	W	
2/28	74	** G. Washington (N)	.56	W	
3/1	85	** Xavier (N)	.73	W	
3/13	83	+	Tulane #23/-- (N)	.72	W
3/15	60	+	Duke #10/11 (A)	.66	L

Coach – Stephanie V. Gaitley

1997-98

(Won 19, Lost 12, A-10 10-6, Big 5 2-2)

Date	SJU	Opponent	Opp	W/L
11/14	67	@ George Mason (H)	.53	W
11/16	49	@ Connecticut #6/6 (A)	.74	L
11/25	91	# Penn (H)	.45	W
11/29	55	\$ Rice (N)	.65	L
11/30	77	\$ Central Michigan (N)	.51	W
12/6	59	N.C. State #25/23 (A)	.70	L
12/10	54	# Villanova (A)	.67	L
12/19	69	Oregon State(H)	.53	W
12/21	67	Rutgers(H)	.54	W
12/28	68	& Yale (H)	.57	W
12/29	74	& Alabama (H-OT)	.69	W
1/2	64	* Fordham (H)	.40	W
1/4	66	* St. Bonaventure (H)	.53	W
1/7	56	Manhattan (H)	.42	W
1/9	75	* Rhode Island (A)	.59	W
1/11	64	* Massachusetts (A-OT)	.63	W
1/15	64	* Temple(H)	.66	L
1/19	62	* St. Bonaventure (A)	.47	W
1/25	62	* Rhode Island (H)	.38	W
1/29	75	* Duquesne (H)	.51	W
2/1	47	* G. Washington (A)	.57	L
2/3	56	* Fordham(A)	.35	W
2/7	76	*# Temple (A)	.44	W
2/10	54	*# La Salle (H)	.65	L

2/12	58	*	Virginia Tech (H)	.43	W
2/14	46	*	Massachusetts (H)	.55	L
2/19	57	* Dayton (A)	.59	L	
2/21	64	* Xavier (A)	.75	L	
2/26	62	** Virginia Tech (H)	.67	L	
3/13	77	+++ American (H)	.68	W	
3/15	59	+++ Penn State (A)	.72	L	

Coach – Stephanie V. Gaitley

1996-97

(Won 26, Lost 5, A-10 15-1, Big 5 4-0)

Date	SJU	Opponent	Opp	W/L	
11/22	67	\$ Weber State (N)	.61	W	
11/23	64	\$ Nevada-Reno (A)	.44	W	
11/30	87	\$ Radford (N)	.69	W	
12/1	46	\$ Duke #16/17 (A)	.63	L	
12/3	69	# Penn (A)	.58	W	
12/8	66	# Villanova (H)	.54	W	
12/15	61	Rutgers (A)	.44	W	
12/28	74	& Hartford (H)	.49	W	
12/29	60	& Kansas #19/20 (H)	.65	L	
1/2	52	Tennessee #8/8 (H)	.64	L	
1/5	76	*# Temple (H)	.46	W	
1/10	71	* G. Washington (H)	.84	L	
1/12	75	* Virginia Tech (A)	.44	W	
1/16	70	* Fordham (H)	.67	W	
1/18	79	* St. Bonaventure (P)	.55	W	
1/21	69	* Temple (A)	.54	W	
1/23	50	* Massachusetts (A)	.48	W	
1/25	84	* Rhode Island (A)	.72	W	
1/29	76	* Dayton (H)	.71	W	
2/1	67	* Xavier (A)	.66	W	
2/7	65	* Rhode Island (H)	.41	W	
2/9	61	* Massachusetts (H)	.59	W	
2/12	66	* Duquesne (A)	.42	W	
2/15	84	*# La Salle (H)	.65	W	
2/19	80	* St. Bonaventure (A)	.57	W	
2/22	57	* Fordham (A)	.32	W	
2/27	65	** Fordham (H)	.43	W	
3/2	61	** La Salle (N)	.51	W	
3/3	59	** G. Washington #18/17 (A)	.56	W	
3/14	70	+	Kansas State (N)	.52	W
3/16	52	+	Alabama #8/7 (A)	.61	L

Coach – Stephanie V. Gaitley

1995-96

(Won 16, Lost 12, A-10 9-7, Big 5 2-2)

Date	SJU	Opponent	Opp	W/L
11/25	54	Tennessee #4/2 (A)	.75	L
12/2	49	\$ Iowa #16/25 (N)	.66	L
12/3	68	\$ Northern Iowa (N)	.64	W
12/6	86	# Penn (H)	.48	W
12/9	54	# Villanova (A)	.61	L
12/19	77	Delaware (A)	.67	W
12/29	83	& Manhattan (H)	.58	W
12/30	64	& Mississippi #22/-- (H)	.72	L
1/2	79	Manhattan (A)	.72	W
1/4	64	* Massachusetts (H)	.50	W
1/6	84	Lafayette (H)	.28	W
1/10	73	* Dayton (A)	.64	W
1/13	80	* Xavier (H)	.54	W
1/15	56	*# Temple (A)	.45	W
1/18	41	* G. Washington (A)	.55	L
1/21	56	* Rhode Island (H)	.66	L
1/25	50	* Massachusetts (A)	.67	L
1/28	48	* Rhode Island (A)	.55	L
2/1	74	* St. Bonaventure (H)	.63	W
2/3	57	* Virginia Tech (H)	.50	W
2/7	78	* St. Bonaventure (A)	.54	W
2/12	66	*# La Salle (A)	.67	L
2/17	56	* Temple (H)	.66	L
2/22	61	* Fordham (H)	.50	W
2/24	73	* Duquesne (H)	.52	W
2/27	65	* Fordham (A)	.74	L
3/1	84	** Dayton (N)	.73	W
3/2	62	** La Salle (N)	.65	L

Coach – Stephanie V. Gaitley

1994-95

(Won 20, Lost 9, A-10 11-5, Big 5 4-0)

Date	SJU	Opponent	Opp	W/L	
11/28	66	Delaware (A)	.52	W	
12/1	48	# Villanova (H)	.47	W	
12/7	76	# Penn (A)	.48	W	
12/10	60	# La Salle (H)	.52	W	
12/28	74	& Towson State (H)	.60	W	
12/29	64	& Duke (H)	.67	L	
1/2	77	\$ Canisius (N)	.64	W	
1/3	78	\$ Arkansas #24/-- (N)	.72	W	
1/4	60	\$ Florida International (A)	.72	L	
1/7	69	* Temple (A)	.33	W	
1/10	53	* G. Washington #16/17 (H)	.55	L	
1/12	73	* West Virginia (A)	.58	W	
1/14	46	* Duquesne (A)	.47	L	
1/18	53	* Rhode Island (H)	.50	W	
1/21	97	* St. Bonaventure (H)	.68	W	
1/25	65	* Rutgers (A)	.62	W	
1/28	68	* Rhode Island (A)	.65	W	
2/2	49	*# Temple (H)	.41	W	
2/5	65	* St. Bonaventure (A)	.57	W	
2/7	69	Iona (H)	.42	W	
2/9	66	* Duquesne (H)	.58	W	
2/11	64	* West Virginia (H)	.59	W	
2/15	57	* Massachusetts (H)	.54	W	
2/20	45	* G. Washington (A)	.56	L	
2/26	61	* Rutgers (H)	.68	L	
3/1	49	* Massachusetts (A)	.55	L	
3/8	65	** Rhode Island (H)	.62	W	
3/10	64	** G. Washington #18/17 (H)	.71	L	
3/16	52	+	Dayton Tech (N)	.62	L

Coach – Stephanie V. Gaitley

1993-94

(Won 19, Lost 9, A-10 11-5, Big 5 4-0)

Date	SJU	Opponent	Opp	W/L	
11/30	55	# Villanova (A) (OT)	.52	W	
12/3	52	\$ Stetson (N)	.47	W	
12/5	50	\$ Georgia Tech (A)	.51	L	
12/8	53	# Penn (N)	.41	W	
12/11	80	* Temple (H)	.32	W	
12/14	58	# La Salle (A)	.50	W	
12/29	63	& Delaware (H)	.52	W	
12/30	71	& Virginia #13/13 (H)	.56	W	
1/2	48	Penn State #3/3 (H)	.77	L	
1/6	62	* St. Bonaventure (A)	.79	L	
1/12	77	Manhattan (H)	.41	W	
1/15	92	Loyola (Ill.) (H)	.53	W	
1/17	67	* Duquesne (H)	.39	W	
1/22	43	* G. Washington (A)	.46	L	
1/29	66	* Rhode Island (H)	.54	W	
1/31	58	* Massachusetts (H)	.57	W	
2/3	61	* St. Bonaventure (H)	.62	L	
2/6	69	* Rutgers #19/19 (A)	.71	L	
2/10	48	* Massachusetts (A)	.43	W	
2/12	52	* Duquesne (A)	.41	W	
2/14	69	* West Virginia (A)	.50	W	
2/19	53	* G. Washington (H)	.64	L	
2/21	60	* West Virginia (H)	.51	W	
2/26	78	* Rutgers #25/23 (H)	.71	W	
2/28	64	*# Temple (S)	.34	W	
3/5	65	* Rhode Island (A-OT)	.62	W	
3/10	63	** Massachusetts (H)	.76	L	
3/16	55	+	Old Dominion (A)	.56	L

Coach – Stephanie V. Gaitley

1992-93

(Won 21, Lost 8, A-10 10-4, Big 5 4-0)

Date	SJU	Opponent	Opp	W/L
12/1	83	# Villanova (H)	.57	W
12/4	80	\$ San Francisco (N)	.66	W
12/5	53	\$ Virginia #6/7 (A)	.64	L
12/12	68	\$ Wagner (N)	.50	W
12/13	51	\$ Connecticut #23/-- (A)	.53	L
12/15	67	# La Salle (H)	.56	W
12/29	96	& Fordham (H)	.51	W
12/30	64	& Alabama (H)	.71	L

Year-By-Year Results

1/2	57	Delaware (H)	.38	W
1/8	68	Iona (A)	.48	W
1/10	86	Manhattan (A)	.64	W
1/16	77	* G. Washington (H)	.80	L
1/20	78	# Penn (A)	.52	W
1/23	83	* West Virginia (A)	.67	W
1/28	56	* Massachusetts (A)	.65	L
1/30	67	* Rhode Island (A)	.48	W
2/4	59	* Rutgers (A)	.60	L
2/6	69	* Temple (S)	.47	W
2/13	91	* St. Bonaventure (A)	.56	W
2/15	62	* Rhode Island (H)	.61	W
2/18	61	*# Temple (A)	.54	W
2/22	68	* Massachusetts (H)	.57	W
2/24	60	* Rutgers (H)	.58	W
2/27	52	* G. Washington (A)	.72	L
3/4	77	* West Virginia (H)	.61	W
3/6	88	* St. Bonaventure (H)	.59	W
3/11	72	** Rhode Island (N)	.57	W
3/12	74	** G. Washington (A)	.67	W
3/13	51	** Rutgers (N)	.59	L

Coach – Stephanie V. Gaitley

1991-92

(Won 17, Lost 12, A-10 11-5, Big 5 3-1)

Date	SJU	Opponent	Opp	W/L
11/23	65	\$ Wake Forest (N)	.44	W
11/24	68	\$ Syracuse (A-OT)	.74	L
11/29	73	& William & Mary (H)	.54	W
11/30	66	& Penn State #3/3 (H)	.99	L
12/4	61	# Villanova (A)	.56	W
12/7	54	Oregon (A)	.73	L
12/10	64	# La Salle (A)	.67	L
12/29	59	\$ Maryland #5/6 (N)	.84	L
12/30	82	\$ Fordham (N)	.54	W
1/2	90	* Duquesne (H)	.53	W
1/6	65	* Penn (H)	.56	W
1/9	57	* West Virginia (A)	.93	L
1/11	70	* Duquesne (A)	.62	W
1/13	64	* St. Bonaventure(A)	.67	L
1/18	61	* West Virginia (H)	.71	L
1/22	61	* G. Washington #6/8 (A)	.58	W
1/25	91	* Rhode Island (H)	.68	W
2/1	67	*# Temple (S)	.61	W
2/4	69	* G. Washington #8/8 (H)	.61	W
2/8	58	* Temple (H)	.57	W
2/11	52	* Rutgers (A)	.63	L
2/15	57	Penn State #11/11 (A)	.78	L
2/20	70	* Rhode Island (A)	.61	W
2/22	73	* Massachusetts (A)	.47	W
2/27	47	* St Bonaventure (H)	.49	L
2/29	57	* Rutgers (H)	.55	W
3/5	79	* Massachusetts (H)	.38	W
3/12	66	** Rhode Island (N)	.48	W
3/13	59	** Rutgers (A)	.66	L

Coach – Stephanie V. Gaitley

1990-91

(Won 18, Lost 12, A-10 10-8, Big 5 4-0)

Date	SJU	Opponent	Opp	W/L
11/23	76	Oregon (H)	.70	W
11/29	63	# Villanova (H)	.38	W
12/3	66	# La Salle (H)	.55	W
12/8	55	\$ Auburn #2/2 (N)	.74	L
12/9	68	\$ Fordham (N)	.62	W
12/20	65	* Duquesne (A)	.59	W
12/28	65	& Arizona (H)	.63	W
12/29	53	& Notre Dame (H)	.72	L
1/3	69	* St. Bonaventure (A)	.58	W
1/8	47	* G. Washington (A)	.63	L
1/10	68	Fairfield (H)	.83	L
1/14	59	* G. Washington (H)	.64	L
1/16	80	# Penn (A)	.74	W
1/19	63	* Temple (A)	.71	L
1/22	67	* Massachusetts (H)	.45	W
1/24	74	* Rhode Island (H)	.62	W
1/26	58	* Rutgers #9/8 (H)	.79	L
1/29	69	* Massachusetts (A)	.48	W

2/2	63	* West Virginia (A)	.82	L
2/4	73	*# Temple (H)	.65	W
2/9	64	* Penn State #2/2 (A)	.70	L
2/11	70	* St. Bonaventure (H)	.57	W
2/16	74	* West Virginia (H)	.67	W
2/23	58	* Rhode Island (A)	.47	W
2/25	51	* Rutgers #17/13 (A)	.73	L
2/28	66	* Duquesne (H)	.49	W
3/2	40	* Penn State #2/3 (H)	.76	L
3/6	52	** G. Washington #25/-- (A)	.51	W
3/8	72	** Rutgers #18/18 (H)	.61	W
3/9	63	** Penn State #1/1 (H)	.78	L

Coach – Jim Foster

1989-90

(Won 24, Lost 7, A-10 16-2, Big 5 4-0)

Date	SJU	Opponent	Opp	W/L
12/1	57	\$ Iowa #10/6 (N)	.76	L
12/2	98	\$ Mississippi Valley St. (N)	.56	W
12/4	89	* Massachusetts (N)	.59	W
12/7	103	* Duquesne (N)	.67	W
12/21	65	Illinois (A)	.78	L
12/28	71	\$ Long Beach St. #6/6 (N)	.88	L
12/29	91	\$ UMBC (N)	.55	W
1/4	107	* St. Bonaventure (H)	.77	W
1/8	67	* G. Washington (H)	.56	W
1/11	76	* Duquesne (A)	.50	W
1/13	76	* West Virginia (A)	.57	W
1/17	76	* G. Washington (A)	.48	W
1/20	69	# Villanova (A)	.52	W
1/22	70	James Madison (A)	.63	W
1/25	69	* Rutgers (H)	.55	W
1/27	76	* Rhode Island (A)	.44	W
1/29	97	* Massachusetts (A)	.52	W
1/31	77	* Temple (H)	.62	W
2/3	72	* Rhode Island (H)	.49	W
2/5	80	# La Salle (A)	.73	W
2/7	78	* Rutgers (A-OT)	.79	L
2/10	73	* Penn State #22/22 (H)	.61	W
2/17	65	*# Temple (A)	.63	W
2/21	80	# Penn (H)	.52	W
2/24	88	* Penn State (A)	.90	L
2/26	75	* St. Bonaventure (A)	.64	W
3/1	80	* West Virginia (H)	.60	W
3/7	84	** Duquesne (H)	.53	W
3/9	87	** West Virginia (N)	.66	W
3/10	60	** Penn State (A)	.84	L
3/14	69	+ Old Dominion (A)	.91	L

Coach – Jim Foster

1988-89

(Won 23, Lost 8, A-10 16-2, Big 5 2-2)

Date	SJU	Opponent	Opp	W/L
11/25	69	\$ Texas #3/4 (N)	.75	L
11/26	101	\$ Brigham Young (N)	.79	W
12/10	75	* Duquesne (A)	.53	W
12/12	70	# Penn (A)	.62	W
12/21	95	Northwestern (H)	.78	W
12/27	81	Illinois (H)	.66	W
12/29	83	Youngstown State (H)	.66	W
12/30	53	James Madison (H)	.55	L
1/5	98	* St. Bonaventure (H)	.65	W
1/7	83	* Penn State (H)	.69	W
1/12	80	* Duquesne (H)	.54	W
1/14	78	* West Virginia (A)	.66	W
1/18	66	* Penn State (A)	.62	W
1/21	78	* Rutgers #18 (H)	.63	W
1/24	61	# Villanova (P-OT)	.63	L
1/26	16	* Rhode Island (H)	.56	W
1/28	85	* Massachusetts (H)	.63	W
1/31	68	# La Salle (H)	.75	L
2/2	72	* G. Washington (A)	.68	W
2/4	49	* Temple (A)	.60	L
2/11	86	* St. Bonaventure (A)	.80	W
2/13	65	*# Temple (H)	.58	W
2/16	68	* G. Washington (H)	.52	W
2/18	84	* West Virginia (H)	.68	W
2/24	64	* Rutgers (A)	.79	L

3/2	76	* Rhode Island (A)	.48	W
3/4	82	** Massachusetts (A)	.60	W
3/8	78	** Massachusetts (H)	.48	W
3/10	59	** West Virginia (N)	.76	L
3/15	82	+ Vanderbilt (H)	.68	W
3/19	65	+ Long Beach St. #7/7 (A)	.84	L

Coach – Jim Foster

1987-88

(Won 24, Lost 8, A-10 16-2, Big 5 3-1)

Date	SJU	Opponent	Opp	W/L
12/1	70	Lehigh (A)	.45	W
12/4	47	\$ Syracuse (N)	.50	L
12/5	69	\$ Alabama (N)	.80	L
12/10	70	# Penn (H)	.50	W
12/19	55	# Villanova (H)	.42	W
12/21	64	Texas Tech (H)	.57	W
12/23	49	# La Salle (A)	.50	L
12/28	65	\$ Connecticut (N)	.52	W
12/29	49	\$ Richmond (A)	.59	L
1/2	69	* St. Bonaventure (A)	.39	W
1/5	67	* Penn State #20/19 (A)	.52	W
1/9	69	* West Virginia (H)	.58	W
1/11	76	* Duquesne (H)	.53	W
1/16	57	* Rutgers #9/10 (H)	.71	L
1/21	60	* Massachusetts (A)	.54	W
1/23	52	* Rhode Island (A)	.38	W
1/28	81	* G. Washington (A)	.70	W
1/30	65	* Temple (H)	.53	W
2/4	62	* Penn State (H)	.60	W
2/6	73	* St. Bonaventure (H)	.51	W
2/11	82	* West Virginia (A)	.56	W
2/13	79	* Duquesne (A)	.45	W
2/20	58	* Rutgers #6/6 (A)	.69	L
2/25	79	* Rhode Island (H)	.52	W
2/27	83	* Massachusetts (H)	.45	W
2/29	68	* G. Washington (H)	.57	W
3/3	66	*# Temple (A)	.61	W
3/9	67	* Massachusetts (H)	.43	W
3/11	75	** Temple (N)	.61	W
3/12	52	** Rutgers #9/9 (A)	.64	L
3/16	68	+ Bowling Green (H)	.66	W
3/19	67	+ Maryland #9/7 (A)	.78	L

Coach – Jim Foster

1986-87

(Won 23, Lost 9, A-10 14-4, Big 5 3-1)

Date	SJU	Opponent	Opp	W/L
12/3	79	Lehigh (H)	.37	W
12/10	68	* G. Washington (A)	.60	W
12/20	57	# Villanova (A)	.54	W
12/23	54	# La Salle (H)	.58	L
12/27	66	\$ Tennessee #1/1 (N)	.76	L
12/28	67	\$ North Carolina (N)	.78	L
12/29	65	\$ Temple (N)	.47	W
1/3	64	* Duquesne (A)	.48	W
1/5	83	* West Virginia (H)	.64	W
1/10	73	* G. Washington (H)	.60	W
1/12	78	* Duquesne (H)	.54	W
1/15	70	* Massachusetts (A)	.56	W
1/17	65	* Rhode Island (A)	.41	W
1/20	62	# Temple (H)	.56	W
1/24	71	Notre Dame (H)	.57	W
1/26	75	# Penn (A)	.48	W
1/29	80	* St. Bonaventure (H)	.50	W
1/31	60	* Penn State (H)	.71	L
2/3	70	Fairleigh Dickinson (A)	.42	W
2/7	51	* Rutgers #3/3 (A)	.61	L
2/9	64	* St. Bonaventure (A)	.49	W
2/12	78	* Rhode Island (H)	.39	W
2/15	72	* Massachusetts (H)	.45	W
2/19	54	* Penn State #16/16 (A)	.78	L
2/21	60	* Rutgers #2/2 (H)	.63	L
2/24	90	* West Virginia (A)	.60	W
2/26	69	* Temple (A)	.59	W
3/4	74	** G. Washington (H)	.60	W
3/6	70	** Penn State #12/12 (N)	.55	W
3/7	48	** Rutgers #6/7 (A)	.93	L

Year-By-Year Results

3/11	67	+	South Alabama (H)	.56	W
3/15	56	+	Texas #1/1 (A)	.86	L

Coach – Jim Foster

1985-86

(Won 22, Lost 7, A-10 12-4, Big 5 2-1)

Date	SJU	Opponent	Opp	W/L
11/29	66	\$ Southern California #7/7 (N)	.96	L
11/30	85	\$ Bucknell (N)	.44	W
12/4	81	# Lehigh (A)	.60	W
12/12	75	# Penn (H)	.33	W
12/20	62	# La Salle (A)	.60	W
12/27	73	\$ New Hampshire (N)	.40	W
12/28	59	\$ Northeastern (N)	.52	W
12/29	68	\$ La Salle (A)	.61	W
1/4	83	* Duquesne (A)	.69	W
1/6	75	* Rutgers #18/24 (A)	.76	L
1/9	76	* G. Washington (H)	.63	W
1/11	63	* Penn State #16/15 (H)	.75	L
1/16	71	* Rhode Island (H)	.55	W
1/18	77	* Massachusetts (H)	.65	W
1/21	80	Rider (H)	.39	W
1/25	64	* Duquesne (H)	.59	W
1/28	65	* Temple (H)	.59	W
2/3	77	* West Virginia (H)	.62	W
2/8	80	* Massachusetts (A)	.73	W
2/9	62	* Rhode Island (A)	.56	W
2/12	55	* Rutgers #9/9 (H)	.77	L
2/14	70	Fairleigh Dickinson (H)	.46	W
2/18	71	* G. Washington (A)	.57	W
2/20	58	# Temple (A)	.67	L
2/22	65	* Penn State #13/13 (A)	.62	W
3/1	70	* West Virginia (A)	.64	W
3/6	79	** Rhode Island (N)	.65	W
3/7	60	** Penn State #14/16 (N)	.80	L
3/16	65	+ Western Kentucky #5/4 (A)	.74	L

Coach – Jim Foster

1984-85

(Won 25, Lost 5, A-10 7-1, Big 5 4-0)

Date	SJU	Opponent	Opp	W/L
11/30	74	\$ Wagner (H)	.56	W
12/1	49	\$ Northeastern (H)	.41	W
12/5	69	# La Salle (H)	.64	W
12/7	78	\$ George Mason (N)	.60	W
12/8	93	\$ Loyola (Md.) (A)	.47	W
12/11	95	* Duquesne (H)	.63	W
12/21	85	Towson State (H)	.45	W
12/27	93	\$ W. Kentucky #15 (N-OT)	.90	W
12/28	86	\$ South Carolina State (N)	.69	W
12/29	61	\$ Iowa (N)	.60	W
1/2	65	\$ Miami (Fla.) (A)	.68	L
1/3	56	\$ James Madison (N)	.59	L
1/5	76	Oklahoma (N)	.75	W
1/9	67	* Rhode Island (A)	.61	W
1/10	99	Iona (A)	.66	W
1/15	71	* Penn State #10/12 (H)	.63	W
1/19	75	* Massachusetts (H)	.48	W
1/22	74	# Penn (A)	.60	W
1/26	68	# Villanova (H)	.61	W
1/31	67	* Rutgers (A)	.59	W
2/4	90	Lafayette (A)	.62	W
2/7	51	* West Virginia (A)	.53	L
2/12	64	Fairleigh Dickinson (A)	.61	W
2/14	83	# Temple (H)	.77	W
2/19	80	Lehigh (H)	.71	W
2/22	87	* G. Washington (A)	.65	W
2/26	99	Rider (A)	.72	W
3/1	77	** Duquesne (H)	.48	W
3/2	61	** Temple (H)	.65	L
3/12	63	+ N.C. State #12/12 (A)	.67	L

Coach – Jim Foster

1983-84

(Won 17, Lost 10, A-10 3-5, Big 5 3-1)

Date	SJU	Opponent	Opp	W/L
11/26	56	* West Virginia (H)	.59	L
12/3	50	\$ Northeastern (N)	.55	L

12/4	86	\$ Montclair State (A)	.54	W
12/6	76	# La Salle (A)	.71	W
12/9	93	\$ Queens (N)	.62	W
12/10	67	\$ Connecticut (A)	.56	W
12/13	66	Howard (H)	.49	W
12/28	74	Iona (H)	.56	W
1/2	72	\$ Illinois-Chicago (N)	.63	W
1/3	48	\$ Western Kentucky (N)	.73	L
1/4	77	\$ New Orleans (N)	.89	L
1/9	80	Towson State (A)	.62	W
1/11	55	* Rutgers #18 (H)	.56	L
1/17	56	# Villanova (A)	.52	W
1/20	67	* Rhode Island (H)	.68	L
1/24	64	# Penn (H)	.46	W
1/26	66	Rider (H)	.55	W
1/31	75	Georgetown (A)	.79	L
2/2	69	Lafayette (H)	.55	W
2/4	67	* Penn State (A)	.86	L
2/8	67	Seton Hall (H)	.62	W
2/10	56	* G. Washington (H)	.54	W
2/13	75	Fairleigh Dickinson (H)	.62	W
2/16	54	* Massachusetts (A)	.44	W
2/22	60	# Temple (H)	.68	L
2/25	74	* Duquesne (A)	.70	W
3/2	70	** Penn State (A)	.87	L

Coach – Jim Foster

1982-83

(Won 15, Lost 13, Big 5 3-1)

Date	SJU	Opponent	Opp	W/L
11/29	90	Philadelphia Textile (A)	.72	W
12/3	68	\$ Wagner (N)	.60	W
12/4	60	\$ Temple (N)	.63	L
12/5	72	\$ G. Washington (A)	.55	W
12/8	51	Maryland #3 (A)	.87	L
12/10	85	Fairleigh Dickinson (A)	.66	W
12/15	53	Penn State #16 (H)	.71	L
12/28	60	\$ Providence (N)	.62	L
12/29	54	\$ Georgetown (N)	.64	L
12/30	58	\$ West Virginia (N)	.59	L
1/7	55	Florida State (H)	.59	L
1/10	62	Rutgers #16 (A)	.80	L
1/13	81	Towson (H)	.55	W
1/18	63	# Villanova (H)	.59	W
1/21	59	Loyola (MD) (H)	.35	W
1/25	64	# Penn (A)	.62	W
1/27	69	Rider (A)	.59	W
2/1	69	Georgetown (H)	.53	W
2/5	62	Howard (A)	.63	L
2/8	74	# La Salle (H)	.61	W
2/10	33	Cheyney State #5 (H)	.66	L
2/15	84	Princeton (H)	.63	W
2/19	57	# Temple (A)	.61	L
2/22	72	Seton Hall (H-OT)	.75	L
2/24	77	Delaware (H)	.47	W
2/26	2	Queens (H-Forfeit)	.0	W
2/28	71	West Chester (H)	.51	W
3/4	66	** West Virginia (N)	.78	L

Coach – Jim Foster

1981-82

(Won 16, Lost 12, Big 5 2-2)

Date	SJU	Opponent	Opp	W/L
11/29	77	Rider (H)	.54	W
12/2	58	Maryland #11 (H)	.59	L
12/4	74	Lafayette (H)	.42	W
12/8	64	Delaware (A)	.60	W
12/10	44	Saint Peter's (V)	.67	L
12/19	50	Penn State (H)	.71	L
12/23	57	Seton Hall (H)	.71	L
12/28	73	\$ Fairfield (N)	.76	L
12/29	72	\$ District of Columbia (N)	.52	W
1/2	48	South Carolina #2 (H)	.50	L
1/4	59	Loyola (MD) (A)	.43	W
1/8	64	Massachusetts (PC)	.51	W
1/9	56	Providence (A)	.65	L
1/13	63	# Temple (H)	.74	L
1/19	57	# Villanova #15 (A)	.69	L
1/21	49	Cheyney State #4 (A)	.90	L
1/26	58	# Penn (V)	.56	W

1/30	54	Northeastern (H)	.50	W
2/2	73	Georgetown (A)	.62	W
2/4	82	Montclair State (H)	.66	W
2/9	94	# La Salle (A)	.73	W
2/11	61	Rutgers #6 (H)	.82	L
2/13	60	Boston University (H)	.52	W
2/16	64	G. Washington (A)	.66	L
2/20	67	American (H)	.55	W
2/23	75	Princeton (A)	.65	W
2/25	74	West Chester (A)	.64	W
2/27	69	Howard (H)	.58	W

Coach – Jim Foster

1980-81

(Won 14, Lost 11; Big 5 2-2)

Date	SJU	Opponent	Opp	W/L
11/21	84	Duke (H)	.57	W
11/30	74	Scranton (H)	.53	W
12/2	65	American (A)	.64	W
12/6	100	West Chester (H)	.77	W
12/9	90	Delaware (H)	.56	W
12/11	71	Penn State (H)	.72	L
12/29	60	Seton Hall (V)	.65	L
12/30	65	Dartmouth (V)	.49	W
1/2	79	\$ McMaster (N)	.34	W
1/3	73	\$ Miami (Fla.) (A)	.52	W
1/8	62	Mount St. Mary's (H)	.65	L
1/14	72	Georgetown (H)	.67	W
1/20	50	# Villanova (H)	.53	L
1/23	68	Providence (H)	.53	W
1/28	93	# Penn (A)	.54	W
1/30	68	Boston University (A)	.79	L
1/31	53	Northeastern (A)	.60	L
2/4	64	Montclair State (A)	.81	L
2/7	80	G. Washington (N)	.52	W
2/10	63	Cheyney State #9 (H)	.68	L
2/12	49	Rutgers #4 (A)	.96	L
2/17	67	# La Salle (H)	.54	W
2/19	64	Immaculata (A)	.43	W
2/24	68	# Temple (A)	.87	L
2/26	56	Maryland #13 (A)	.74	L

Coach – Jim Foster

1979-80

(Won 11, Lost 15, Big 5 3-1)

Date	SJU	Opponent	Opp	W/L
12/1	58	Harvard (H)	.44	W
12/4	71	Delaware (A-OT)	.69	W
12/7	55	\$ Indiana State (N)	.74	L
12/8	86	\$ Slippery Rock (N)	.53	W
12/9	58	\$ Dayton (N)	.68	L
12/12	73	West Chester (H)	.66	W
12/15	67	Brigham Young (H)	.91	L
12/28	70	Southern Connecticut St. (A)	.74	L
1/4	55	Queens (H)	.74	L
1/5	62	Fordham (H)	.55	W
1/9	67	Colorado (H)	.77	L
1/11	69	Edinboro State (H)	.59	W
1/15	59	# La Salle (A)	.57	W
1/17	53	Mount St. Mary's (A)	.54	L
1/22	52	# Villanova #20 (A)	.53	L
1/24	38	Old Dominion #2 (H)	.85	L
1/26	51	Penn State (A)	.80	L
1/28	51	American (H)	.63	L
2/2	86	# Penn (A)	.62	W
2/4	83	Glassboro State (A)	.55	W
2/7	54	Montclair State (H)	.57	L
2/14	55	Rutgers #8 (H)	.59	L
2/18	64	Cheyney State #13 (A)	.77	L
2/21	62	Immaculata (H)	.44	W
2/23	58	Maryland #14 (H)	.75	L
2/26	70	# Temple (H)	.46	W

Coach – Jim Foster

1978-79

(Won 16, Lost 19)

Date	SJU	Opponent	Opp	W/L
12/5	75	Delaware (H)	.52	W

Year-By-Year Results

12/7	88	Princeton (A)	.61	W
12/12	75	East Stroudsburg (A)	.50	W
12/15	77	Southern Connecticut St. (H)	.66	W
1/3	68	Texas #7 (H)	.83	L
1/6	70	Mount St. Mary's (H)	.68	W
1/8	62	Old Dominion #1 (A)	.97	L
1/11	87	Glassboro State (H)	.59	W
1/16	76	Edinboro State (H)	.65	W
1/18	58	Cheyney State #10 (H)	.66	L
1/20	72	West Chester (H)	.47	W
1/23	77	Queens (A)	.72	W
1/26	56	South Carolina (N)	.78	L
1/27	71	N.C. State #8 (A)	.100	L
1/30	58	Villanova (H)	.46	W
2/3	77	Penn State #12 (H)	.68	W
2/6	70	William Paterson (A)	.44	W
2/8	67	Montclair State (A)	.74	L
2/10	65	Pittsburgh (H)	.56	W
2/15	56	Rutgers #9 (A)	.87	L
2/18	52	Maryland #8 (A)	.73	L
2/20	81	La Salle (A)	.58	W
2/22	79	Immaculata (A)	.59	W
2/27	85	Temple (A)	.60	W
3/2	62	++ Penn State #11 (N)	.76	L

Coach – Jim Foster

1977-78

(Won 24, Lost 4)

Date	SJU	Opponent	Opp	W/L
12/8	91	Lehigh (A)	.34	W
12/18	89	East Stroudsburg (H)	.71	W
12/22	88	Massachusetts (N)	.68	W
12/23	65	Southern Connecticut #12 (A)	.72	L
1/4	85	Texas #16 (H)	.89	L
1/10	81	Princeton (H)	.56	W
1/12	119	Glassboro State (A)	.73	W
1/14	77	Kean (A)	.68	W
1/19	74	Cheyney State (A)	.69	W
1/21	79	Rutgers (S)	.60	W
1/24	96	Trenton State (H)	.55	W
1/26	98	West Chester (A)	.70	W
1/28	91	Virginia (H)	.59	W
1/31	95	Villanova (A)	.74	W
2/2	85	Ursinus (A)	.28	W
2/4	87	Queens #6 (H)	.73	W
2/10	70	Pittsburgh (A)	.77	L
2/11	98	Edinboro State (A-OT)	.91	W
2/14	89	Maryland #7 (H)	.86	W
2/16	80	Rutgers (H)	.76	W

2/20	110	La Salle (A)	.89	W
2/23	83	Immaculata (H)	.82	W
2/25	85	Montclair State #10 (H)	.76	W
2/28	102	Temple (H)	.63	W
3/3	84	++ Temple (N)	.48	W
3/4	90	++ West Chester (A)	.65	W
3/10	78	++ Montclair State #10 (N)	.86	L
3/11	91	++ Immaculata (N)	.74	W

Coach – Rene Portland

1976-77

(Won 23, Lost 5)

Date	SJU	Opponent	Opp	W/L
12/9	70	\$ Washington Caps (H)	.57	W
12/10	82	\$ Tennessee Tech (H)	.73	W
12/11	59	\$ Montclair State #8 (H)	.55	W
12/21	85	Glassboro State (H)	.61	W
1/11	71	Princeton (A)	.42	W
1/17	60	Montclair State #7 (A)	.74	L
1/21	66	West Chester (H-OT)	.64	W
1/24	73	Kean (H)	.54	W
1/27	87	Maryland #12 (A)	.78	W
1/29	72	Trenton State (A)	.48	W
2/1	72	Temple (H)	.37	W
2/4	82	Ursinus (H)	.53	W
2/8	91	Penn (A)	.32	W
2/11	68	Edinboro State (H)	.56	W
2/15	76	Cheyney State (H)	.58	W
2/17	115	Gwynedd Mercy (H)	.44	W
2/19	92	Rutgers (A)	.86	W
2/21	63	Immaculata #3 (A)	.77	L
2/22	76	La Salle (H)	.58	W
2/24	69	Villanova (H)	.46	W
3/2	72	Queens (A)	.70	W
3/9	75	++ William Paterson (N)	.62	W
3/10	101	++ Pittsburgh (N)	.64	W
3/11	68	++ Montclair State #3 (N)	.67	W
3/12	70	++ Immaculata #2 (N)	.71	L
3/23	75	++ Baylor #12 (N)	.85	L
3/24	97	++ Western Washington (N)	.51	W
3/25	85	++ Southern Connecticut #19 (N)	.88	L

Coach – Rene Portland

1975-76

(Won 18, Lost 3)

Date	SJU	Opponent	Opp	W/L
12/29	58	\$ Montclair State (N)	.79	L
12/30	69	\$ Ursinus (N)	.40	W

1/13	82	Princeton (H)	.41	W
1/22	74	Temple (H)	.38	W
1/27	97	Swarthmore (H)	.30	W
1/29	79	La Salle (A)	.57	W
1/31	91	Mount St. Mary's (H)	.53	W
2/3	56	Immaculata (H)	.84	L
2/5	70	Edinboro State (H)	.60	W
2/13	76	Pittsburgh (H)	.64	W
2/17	83	Gwynedd Mercy (A)	.44	W
2/18	82	Cheyney State (A)	.66	W
2/20	73	Montclair State (H)	.72	W
2/24	71	Villanova (A)	.53	W
2/26	67	Chestnut Hill (H)	.26	W
2/27	95	Penn (A)	.45	W
3/8	80	Rutgers (H)	.52	W
3/11	73	++ East Stroudsburg (N)	.60	W
3/12	66	++ Edinboro State (N)	.59	W
3/12	58	++ Immaculata (N)	.70	L
3/13	72	++ Maryland (N)	.65	W

Coach – Theresa Greutz

1974-75

(Won 9, Lost 2)

Date	SJU	Opponent	Opp	W/L
1/17	64	Delaware (A)	.60	W
1/21	76	Penn (A)	.43	W
1/23	63	West Chester (A)	.48	W
1/25	50	Immaculata (P)	.65	L
1/30	95	La Salle (H)	.27	W
2/3	54	Temple (A)	.45	W
2/13	68	Cabrini (H)	.37	W
2/18	91	Gwynedd Mercy (H)	.28	W
2/25	83	Villanova (H)	.60	W
3/7	77	Millersville (N)	.27	W
3/8	60	Edinboro State (A)	.68	L

Coach – Theresa Greutz

1973-74

(Won 9, Lost 2)

Date	SJU	Opponent	Opp	W/L
1/17	24	Immaculata (H)	.59	L
1/20	67	Manor (H)	.30	W
1/28	42	Temple (H)	.39	W
1/30	54	La Salle (A)	.36	W
2/7	61	Harcum (H)	.20	W
2/14	44	Cabrini (A)	.30	W
2/19	73	Gwynedd Mercy (A)	.38	W
2/21	47	Penn (A)	.42	W
2/28	41	Villanova (A)	.39	W
3/3	63	Manor (A)	.66	L
3/4	50	Holy Family (H)	.25	W

Coach – Ellen Ryan



Led by second-year head coach Theresa Greutz, the 1975-76 Hawks became the first SJU team to earn a postseason berth, advancing to the AIAW Tournament.

Key	
H	Home
A	Away
N	Neutral
P	The Palestra
V	Villanova
G	Gallagher Center
D	Daskalakis Center
S	Spectrum
*	A-10 Conference game
**	A-10 Tournament
#	Big 5 game
+	NCAA Tournament
++	AIAW Tournament
+++	WNIT
@	Preseason WNIT
\$	In-Season Tournament
&	Hawk Classic
#-/-	AP/USA Today ranking

Year-By-Year Line Score

YEAR	GP	MIN	TOTAL		3-POINTERS			REBOUNDS			AVG	PF-FO	A	TO	BLK	ST	PTS	AVG	
			FG-FGA	PCT	FG-FGA	PCT	FT-FTA	PCT	OFF	DEF									TOT
2010-11	32	6475	738-1751	.421	155-455	.341	332-452	.735	282	828	1110	34.7	508-12	475	483	113	193	1963	61.3
2009-10	32	6475	730-1825	.400	154-494	.312	86-125	.688	356	836	1192	37.2	532-8	418	536	97	258	2025	63.3
2008-09	30	6100	691-1733	.399	160-498	.321	360-500	.720	317	710	1027	34.2	485-9	419	449	85	211	1902	63.4
2007-08	31	6200	702-1714	.410	186-522	.356	321-447	.718	368	752	1120	36.1	486-7	472	550	109	216	1,911	61.6
2006-07	33	6700	734-1852	.396	207-610	.339	491-676	.726	358	817	1175	35.6	616-13	440	502	147	219	2166	65.6
2005-06	31	6250	641-1659	.386	145-458	.317	419-575	.729	362	774	1136	36.6	538-8	407	456	103	198	1846	59.5
2004-05	30	6000	523-1511	.346	125-423	.296	369-537	.687	345	636	981	32.7	508-18	280	462	66	179	1540	51.3
2003-04	33	6675	723-1761	.411	160-494	.324	452-642	.704	376	807	1183	35.8	500-8	479	539	124	300	2058	62.4
2002-03	30	6079	673-1542	.436	149-441	.338	340-494	.688	273	713	986	32.9	458-8	438	524	80	240	1835	61.2
2001-02	32	6425	831-1739	.478	168-443	.379	447-572	.781	341	792	1133	35.4	482-8	541	556	74	282	2277	71.2
2000-01	28	5625	623-1478	.422	141-449	.314	406-498	.815	265	620	885	31.6	508-9	416	424	43	208	1793	64.0
1999-00	31	6225	766-1662	.461	155-409	.379	405-540	.750	331	715	1046	33.7	448-8	524	430	28	283	2092	67.5
1998-99	31	6275	716-1625	.441	169-458	.369	450-634	.710	332	715	1047	33.8	519-12	453	510	26	264	2051	66.2
1997-98	31	6250	683-1665	.410	165-511	.323	443-598	.741	366	717	1083	34.9	476-10	437	551	43	304	1974	63.7
1996-97	31	6200	751-1724	.436	154-409	.377	427-581	.735	390	716	1106	35.7	442-4	461	451	55	273	2083	67.2
1995-96	28	5600	631-1558	.405	172-508	.339	408-538	.758	354	656	1010	36.1	414-6	357	424	29	206	1842	65.8
1994-95	29	5800	653-1606	.407	179-470	.381	348-492	.707	368	700	1068	36.8	481-5	390	457	48	213	1833	63.2
1993-94	28	5650	654-1599	.409	132-430	.307	292-451	.647	384	647	1031	36.8	462-4	394	408	43	256	1732	61.9
1992-93	29	5800	805-1892	.425	101-336	.301	307-436	.704	477	703	1180	40.7	484-8	504	441	33	312	2018	69.6
1991-92	29	5825	700-1579	.443	167-445	.375	328-462	.710	345	708	1053	36.3	506-12	435	545	38	251	1895	65.3
1990-91	30	6000	754-1712	.440	105-322	.326	298-439	.679	353	661	1014	33.8	447-3	497	565	120	321	1911	63.7
1989-90	31	6225	934-2039	.458	178-459	.388	379-505	.750	438	789	1227	39.6	485-1	560	459	83	345	2425	78.2
1988-89	31	6225	917-1883	.487	88-252	.342	438-571	.767	383	793	1176	37.9	419-4	583	509	113	246	2360	76.1
1987-88	32	6400	894-1895	.472	25-86	.291	300-412	.728	348	771	1119	35.0	459-3	556	483	95	352	2113	66.0
1986-87	32	6400	888-1871	.475	12-58	.207	372-526	.707	371	718	1089	34.0	483-6	597	518	62	407	2160	67.5
1985-86	29	5800	868-1855	.468			299-429	.697	N/A	N/A	1021	35.2	484-10	573	497	92	393	2035	70.2
1984-85	30	6025	931-1893	.492			392-580	.676	N/A	N/A	1118	37.3	538-9	550	N/A	84	390	2254	75.1
1983-84	27	5400	717-1620	.443			386-579	.667	N/A	N/A	1069	39.5	490-12	492	N/A	N/A	N/A	1820	67.4
1982-83	27	5425	739-1650	.448			291-469	.620	344	750	1094	40.5	507-12	404	498	110	185	1769	65.5
1981-82	28	5600	722-1585	.456			352-492	.715	286	773	1059	37.8	488-5	409	597	63	190	1796	64.1
1980-81	25	5000	741-1630	.455			256-408	.627	324	656	980	39.2	425-6	461	489	90	287	1738	69.5
1979-80	26	5225	687-1704	.403			253-375	.675	377	707	1084	41.7	513-12	391	563	57	245	1627	62.6
1978-79	25	5000	730-1637	.446			304-461	.659	363	692	1055	42.2	478-10	445	524	N/A	291	1764	70.6
1977-78	28	5625	1008-2157	.467			455-627	.710	N/A	N/A	1250	44.6	652-19	538	N/A	N/A	407	2461	87.9
1976-77	28	5625	868-1990	.436			436-600	.727	N/A	N/A	1377	49.2	575-24	403	635	N/A	414	2172	77.5
1975-76	21	4200	626-1487	.421			320-476	.672	N/A	N/A	1051	50.0	410-10	305	487	N/A	365	1572	74.9
1974-75	11	2200	N/A	N/A			N/A	N/A	N/A	N/A	N/A	N/A	N/A	N/A	N/A	N/A	N/A	N/A	N/A
1973-74	11	2200	N/A	N/A			N/A	N/A	N/A	N/A	N/A	N/A	N/A	N/A	N/A	N/A	N/A	N/A	N/A

Pride • Purpose • Passion



The 1986-87 Hawks set a record for assists in a season with 597.

Year-By-Year Statistical Leaders

Year	Scoring Average	Rebounding Average	Assists	Blocks	Steals
2010-11	Michelle Baker (12.2)	Kelly Cavallo (7.1)	Ashley Prim (100)	Samira van Grinsven (47)	Michelle Baker (38)
2009-10	Brittany Ford (10.1)	Ashley Logue (5.3)	Ashley Prim (117)	Brittany Ford (33)	Mariame Djouara (49)
2008-09	Brittany Ford (12.2)	Ashley Logue (5.5)	Mary Kate McDade (160)	Ashley Logue (30)	Mary Kate McDade (42)
2007-08	Sarah Acker (11.9)	Sarah Acker (8.7)	Mary Kate McDade (130)	Sarah Acker (46)	Mary Kate McDade (34)
2006-07	Ayahna Cornish (16.5)	Erica Pollock (6.8)	Whitney Ffrench (92)	Erica Pollock (48)	Ayahna Cornish (52)
2005-06	Ayahna Cornish (12.1)	Hillary Klimowicz (7.3)	Timisha Gomez (81)	Hillary Klimowicz (60)	Timisha Gomez (35)
2004-05	Ayahna Cornish (12.5)	Erica Pollock (6.2)	Whitney Ffrench (58)	Erica Pollock (34)	Cornish/Ffrench (29)
2003-04	Irina Krasnoshiok (12.8)	Stephanie Graff (7.4)	Erin Brady (112)	Stephanie Graff (76)	Erin Brady (71)
2002-03	Irina Krasnoshiok (14.3)	Stephanie Graff (7.3)	Erin Brady (158)	Stephanie Graff (44)	Erin Brady (63)
2001-02	Susan Moran (23.3)	Susan Moran (8.6)	Jane Meade (142)	Stephanie Graff (37)	Susan Moran (60)
2000-01	Susan Moran (22.6)	Susan Moran (7.4)	Angela Zampella (220)	Stephanie Graff (18)	Angela Zampella (51)
1999-00	Susan Moran (16.4)	Susan Moran (7.2)	Angela Zampella (241)	Barbora Kuklova (15)	Jana Lichnerova (64)
1998-99	Susan Moran (14.7)	Susan Moran (5.3)	Angela Zampella (193)	Jana Lichnerova (11)	Angela Zampella (47)
1997-98	Angela Zampella (15.0)	Maureen Costello (9.0)	Angela Zampella (134)	Maureen Costello (27)	Angela Zampella (57)
1996-97	Megan Compain (16.6)	Maureen Costello (8.4)	Nikki Jones (136)	Barbora Kuklova (22)	Nikki Jones (59)
1995-96	Megan Compain (15.1)	Maureen Costello (8.0)	Nikki Jones (89)	Maureen Costello (20)	Costello/Jones (40)
1994-95	Megan Compain (13.1)	Maureen Costello (6.9)	Nikki Jones (96)	Maureen Costello (18)	Nikki Jones (49)
1993-94	Robyne Bostick (15.3)	Robyne Bostick (7.6)	India Henderson (128)	Robyne Bostick (14)	India Henderson (53)
1992-93	Katie Curry (17.9)	Amy Mallon (10.5)	India Henderson (145)	Val Johnson (8)	Katie Curry (96)
1991-92	Katie Curry (18.1)	Audrey Codner (7.0)	Cindy Anderson (184)	Katie Curry (9)	Katie Curry (107)
1990-91	Katie Curry (16.0)	Wendy Brink (6.4)	Cindy Anderson (184)	Maureen Dougherty (42)	Cindy Anderson (91)
1989-90	Dale Hodges (27.6)	Dale Hodges (12.0)	Cindy Anderson (126)	Dale Hodges (26)	Dale Hodges (77)
1988-89	Dale Hodges (23.4)	Dale Hodges (10.7)	Ellen Shields (162)	Dale Hodges (41)	Dale Hodges (60)
1987-88	Dale Hodges (15.5)	Dale Hodges (10.3)	Debbie Black (210)	Dale Hodges (29)	Debbie Black (150)
1986-87	Teresa Carmichael (18.3)	Teresa Carmichael (8.6)	Debbie Black (194)	Jill Rooney (15)	Debbie Black (151)
1985-86	Teresa Carmichael (17.4)	Teresa Carmichael (9.0)	Debbie Black (231)	Jill Rooney (23)	Debbie Black (153)
1984-85	Trish Brown (15.3)	Teresa Carmichael (8.6)	Jessi Dunne (140)	Trish Brown (28)	Debbie Black (118)
1983-84	Trish Brown (17.5)	Trish Brown (7.1)	Jessi Dunne (150)	Jessi Dunne (28)	Jessi Dunne (66)
1982-83	Carol Polachek (15.6)	Trish Brown (8.3)	Jessi Dunne (178)	Jessi Dunne (28)	Jessi Dunne (46)
1981-82	Renie Dunne (10.8)	Trish Brown (7.4)	Renie Dunne (161)	Kate McPeak (22)	Renie Dunne (34)
1980-81	Kate McPeak (12.2)	Kate McPeak (7.0)	Renie Dunne (157)	Kate McPeak (26)	Renie Dunne (76)
1979-80	Joanne Gentry (11.2)	Carol Boyer (6.4)	Sue Ridge (117)	Cassandra Jefferson (19)	Joanne Gentry (47)
1978-79	Debbie Descano (16.7)	Debbie Descano (8.1)	Joanne Burke (121)		Joanne Burke (89)
1977-78	Mary Sue Garrity (14.4)	Debbie Descano (8.2)	Mary Sue Garrity (132)		Mary Sue Garrity (95)
1976-77	Mary Sue Garrity (16.5)	Chrissy McGoldrick (10.5)	Mary Sue Garrity (105)		Muffet O'Brien (102)
1975-76	Mary Sue Garrity (16.0)	Chrissy McGoldrick (8.7)	Mary Sue Garrity (80)		Mary Sue Garrity (73)
1974-75	Mary Sue Garrity (16.1)	Kathy Langley (10.5)			
1973-74	Muffet O'Brien (10.8)	Mary Maley (9.8)			

Pride • Purpose • Passion



Mary Sue Garrity




Teresa Carmichael



Renie Dunne



Maureen Costello



Katie Curry

Team Records

Points

Game

Overall: 119 vs. Glassboro State, 119-73, 1/12/78
Home Court: 115 vs. Gwynedd Mercy, 115-44, 2/17/77
Opponent's Court: 119 vs. Glassboro State, 119-73, 1/12/78
Neutral Court: 103 vs. Duquesne, 103-67; at Villanova, 12/7/89
In Half: 67 in first half vs. Glassboro State, 1/12/78
Losing Effort: 88 vs. Penn State, 88-90, 2/24/90
By Opponent In A Loss: 108 vs. Tennessee, 108-63, 11/16/98
Both Teams: 199 vs. La Salle, 110-89, 2/22/78
Lowest Total: 24 vs. Immaculata, 24-59, 1/17/74
Opponent's Lowest: 20 by Harcum, 61-20, 2/7/74
Opponent's Lowest Half: 7 by Harcum, 61-20, 2/7/74

Season

Overall: 2,461 in 1977-78 (28 games)
Average: 87.9 in 1977-78
Largest Scoring Margin: 24.8 (SJU 71.0-46.2) in 1974-75 season
Lowest Average: 51.3 in 2004-05
Opponent's High: 69.0 in 1977-78
Opponent's Low: 38.5 in 1973-74

Assists

Game

Total: 32 vs. Fordham, 12/29/92

Season

Total: 597 (1986-87, 32 games)
Average: 19.8 per game (573 in 29 games, in 1985-86 season)

Blocks

Game

Total: 12 vs. Richmond, 1/4/07

Season

Total: 147 (2006-07, 33 games)
Average: 4.5 per game (2006-07)

Rebounds

Game

Total: 80 vs. Gwynedd Mercy, 2/17/77

Season

Total: 1,377 (1976-77, 28 games)
Average: 49.2 per game (1976-77)
Highest Rebound Margin: 7.4 (SJU 49.2-41.8, in 1976-77 season)



The 1976-77 Hawk team still holds the record for the most rebounds in a season (1,377) and highest average (49.2).

Steals

Game

Total: 27 vs. Rider, 1/21/86

Season

Total: 414 (1976-77, 28 games)
Average: 14.8 per game (1976-77)

Field Goals

Game

Made: 53 vs. Gwynedd Mercy, 2/17/77
Attempted: 108 vs. Gwynedd Mercy, 2/17/77
Percentage: .717 vs. Massachusetts, 33 of 46, 2/8/86
Half: .733 vs. Massachusetts, 17 of 23, 2/8/86

Season

Made: 1,008 (1977-78, 28 games)
Attempted: 2,157 (1977-78, 28 games)
Percentage: .492 (931 of 1893, 1984-85)
Lowest Percentage: .346 (523 of 1511, 2004-05)
Opponent's High Percentage: .469 (740 of 1579, 1985-86)
Opponent's Low Percentage: .337 (462 of 1372, 1975-76)

3-Point Field Goals

Game

Made: 13 vs. Auburn, 12/08/90; 13 vs. Manhattan, 1/2/96
Attempted: 37 vs. Auburn, 12/28/90
Percentage (min. 5 made): .750 (6-8) vs. Massachusetts, 3/4/89; (6-8) vs. Northwestern, 12/21/89

Season

Made: 179 (1994-95)
Attempted: 511 (1997-98)
Percentage: .388 (178-459, 1989-90)

Free Throws

Game

Made: 33 at Dayton, 2/17/07
Attempted: 47 at Dayton, 2/17/07
Percentage: (min. 15 att.) 1.000 (18 of 18) vs. Charlotte, 3/6/10

Season

Made: 491 (2006-07, 676 attempts)
Attempted: 676 (2006-07, 491 made)
Percentage: .815 (406 of 498, 2000-01)
Lowest Percentage: .620 (291 of 469, 1982-83)

Miscellaneous

Game

Margin of Victory: 71, 115-44, vs. Gwynedd Mercy, 2/17/77
Margin of Defeat: 53, 34-87, vs. Connecticut, 12/21/03

Season

Number of Games: 33 (2003-04, 2006-07)
Most Wins: 26 (1996-97, 31 games)
Most Losses: 23 (2004-05, 30 games)
Fewest Wins: 7 (2004-05, 30 games)
Fewest Losses: 2 (1973-74, 11 games; 1974-75, 11 games)
Best Winning Percentage: .857 (18-3, 1975-76); .857 (24-4, 1977-78)
Lowest Winning Percentage: .304 (7-23, 2004-05)
Win Streak: 18 from 1/12/97 to 3/16/97
Home Win Streak: 19 from 2/5/76 to 1/4/78
Road Win Streak: 10 from 11/23/96 to 3/3/97
Losing Streak: 7 from 11/27/04 to 12/30/04
Home Losing Streak: 10 from 11/23/04 to 2/4/05
Road Losing Streak: 6 from 2/19/98 to 12/06/98

Individual Records

Points

Game

Overall: 42 by Dale Hodges vs. Temple, 1/31/90
Home Court: 42 by Dale Hodges vs. Temple, 1/31/90
Opponent's Court: 41 by Dale Hodges vs. St. Bonaventure, 2/26/90
Neutral Court: 41 by Dale Hodges vs. Massachusetts, 12/4/90
Two Players: 58 by Dale Hodges (32) and Kim Foley (26) vs. Brigham Young, 11/26/88; by Ellen Shields (31) and Dale Hodges (27) vs. St. Bonaventure, 1/4/90
Half: 33 by Susan Moran vs. St. Bonaventure, 2/24/02

Season

Overall: 855 by Dale Hodges, 31 games, 1989-90
Average: 27.6 by Dale Hodges, 31 games, 1989-90
Freshman: 455 by Susan Moran, 31 games, 1998-99
Sophomore: 497 by Dale Hodges, 32 games, 1987-88
Junior: 725 by Dale Hodges, 31 games, 1988-89
Senior: 855 by Dale Hodges, 31 games, 1989-90
Double Figure Games: 32 by Teresa Carmichael, 1986-87
30-Point Games: 12 by Dale Hodges, 31 games, 1989-90
40-Point Games: 3 by Dale Hodges, 31 games, 1989-90

Career

Overall: 2,340 by Susan Moran, 1998-02
Average: 22.1 by Dale Hodges, 1987-90
Double Figure Games: 109 by Susan Moran, 1998-02
20-Point Games: 53 by Dale Hodges, 1987-90; Susan Moran, 1998-02
30-Point Games: 18 by Dale Hodges, 1987-90
40-Point Games: 3 by Dale Hodges, 1987-90
Consecutive Double Figure Games: 47 by Dale Hodges (1/26/89 thru 03/14/90)

Assists

Game

Total: 17 by Angela Zampella vs St. Bonaventure, 1/15/01

Season

Total: 241 by Angela Zampella, 31 games, 1999-00
Average: 8.2 by Angela Zampella, 220 in 27 games, 2000-01

Career

Total: 788 by Angela Zampella, 1997-01
Average: 6.6 by Angela Zampella, 788 in 120 games 1997-01



Debbie Black still holds the Hawk career (572), single-season (153) and single-game (12) steals records.

Blocks

Game

Total: 9 by Erica Pollock vs. Richmond, 1/14/07

Season

Total: 76 by Stephanie Graff, 33 games, 2003-04
Average: 2.30 by Stephanie Graff, 33 games, 2003-04

Career

Total: 175 by Stephanie Graff, 2000-04
Average: 1.42 by Stephanie Graff, 2000-04

Rebounds

Game

Total: 21 by Dale Hodges vs. Northwestern, 12/21/88; Trish Brown vs. Rutgers, 1/10/83

Season

Total: 373 by Dale Hodges, 31 games, 1989-90
Average: 12.0 by Dale Hodges, 31 games, 1989-90

Career

Total: 1,049 by Dale Hodges, 1987-90
Average: 11.2 by Dale Hodges, 1987-90

Steals

Game

Total: 12 by Debbie Black vs. New Hampshire, 12/27/85 and vs. Lehigh, 12/3/86

Season

Total: 153 by Debbie Black, 29 games, 1985-86
Average: 5.3 by Debbie Black, 29 games, 1985-86

Career

Total: 572 by Debbie Black, 1984-88
Average: 4.7 by Debbie Black, 1984-88

Field Goals

Game

Made: 19 by Dale Hodges vs. Temple, 1/31/90
Attempted: 32 by Dale Hodges vs. Penn State, 2/10/90 and vs. St. Bonaventure, 2/26/90
Consecutive: 12 by Mary Sue Garrity vs. Tennessee Tech, 12/10/76; by Irina Krasnoshiok vs. Penn, 2/10/04
Percentage: (min. 10 made) 1.000 (12 of 12) by Mary Sue Garrity vs. Tennessee Tech, 12/10/76; (11 of 11) by Teresa Carmichael vs. North Carolina State, 3/12/85

Season

Made: 328 by Dale Hodges, 636 attempts, 1989-90
Attempted: 636 by Dale Hodges, 328 made, 1989-90
Percentage: .622 by Stephanie Graff, 138 of 222, 2001-02

Career

Made: 855 by Susan Moran, 1596 attempts, 1998-02
Attempted: 1,604 by Dale Hodges, 817 made, 1987-90
Percentage: .545 by Debbie Descano, 312 of 572, 1977-79

Individual Records

3-Point Field Goals

Game

Made: 9, by Melissa Coursey vs. Rhode Island 1/9/98 and vs. Penn 11/25/97
Attempted: 21 by Melissa Coursey vs. Penn 11/25/97
Consecutive Made: 7 by Megan Compain vs. Rhode Island, 1/25/97
Percentage: 1.000 by Megan Compain (7 of 7) vs. Rhode Island, 1/25/97

Season

Made: 91 by Kristen Sullivan, 28 games, 1995-96
Attempted: 256 by Katie Curry, 29 games, 1992-93
Percentage: .500 by Kerri Nemeth (34 of 68) 21 games, 1991-92

Career

Made: 256 by Amra Mehmedic, 730 attempts, 2000-04
Attempted: 730 by Amra Mehmedic, 256 made, 2000-04
Percentage: .404 by Ellen Shields (132 of 327) 1986-90

Free Throws

Game

Made: 21 by Ayahna Cornish at Dayton, 2/17/07
Attempted: 27 by Ayahna Cornish at Dayton, 2/17/07
Percentage: (min. 11 att.) 1.000 by Mary Sue Garrity, (16 of 16), vs. Cheyney State, 2/18/76; Angela Zampella, (12 of 12), vs. Duquesne, 1/28/01; Angela Zampella, (11 of 11), vs. Temple, 2/2/01; Stephanie Graff, (11 of 11), at Dayton, 1/18/04

Season

Made: 199 by Dale Hodges, 251 attempts, 1989-90
Attempted: 251 by Dale Hodges, 199 made, 1989-90
Percentage: .891 by Ellen Shields (57 of 64) 1988-89
Consecutive: 35 by Ellen Shields, 1988-89

Career

Made: 622 by Susan Moran, 773 attempts, 1998-02
Attempted: 773 by Susan Moran, 622 made, 1998-02
Percentage: .845 by Angela Zampella (403 of 477) 1997-01
Consecutive: 35 by Ellen Shields during the 1988-89 season

Double-Doubles

Season

Overall: 24 by Dale Hodges, 1990

Career

Overall: 85 by Dale Hodges, 1987-90



Cindy Anderson



Kim Foley



Kristen Sullivan set a Saint Joseph's single-season record with 91 three-pointers during the 1995-96 season.

Service

Game

Total Minutes: 55, by Jenna Loschiavo vs. Villanova, 12/4/08

Season

Games Played: 33 by 13 players; 2003-04 (seven), 2006-07 (six)
Games Started: 33 by Erin Brady, 2003-04; Elizabeth "Hootie" Mohan, 2003-04, Ayahna Cornish, 2006-07
Minutes Played: 1,178 by Cindy Anderson, 1990-91
Average Minutes: 39.2 by Cindy Anderson (1,178 of 1,200), 1990-91

Career

Games Played: 124 by Kim Foley, 1985-89; Timisha Gomez, 2004-08
Games Started: 124 by Kim Foley, 1985-89
Minutes Played: 4,053 by Kim Foley, 124 games, 1985-89
Average Minutes: 32.7 by Kim Foley, 124 games, 1985-89

Opponent Records

Game

Points: 41 by Carol Blazejowski of Montclair State, 12/11/76

Rebounds: 22 by Monique Blake of Seton Hall, 11/30/05

Assists: 12 by Donna Kennedy of Temple, 2/24/81; Michelle Anderson of New Orleans, 1/4/84; Shannette Lee of Villanova, 12/8/96; Helen Darling of Penn State 11/27/99

Steals: 9 by Mary Wheeler of Seton Hall, 12/23/81; Lisa Mikelic of Fairfield, 1/10/91; Neda Djuric of Rhode Island, 2/15/02

Blocks: 9 by Georgeann Wells of West Virginia, 3/1/86

Career Leaders

Points

No.	Player	G	Avg. Points
1.	Susan Moran (1998-02)	122	19.2 2,340
2.	Dale Hodges (1987-90)	94	22.1 2,077
3.	Teresa Carmichael (1983-87)	118	14.2 1,671
4.	Katie Curry (1989-93)	117	14.2 1,663
5.	Kim Foley (1985-89)	124	13.3 1,651
6.	Angela Zampella (1997-01)	120	12.6 1,509
7.	Megan Compain (1993-97)	113	13.2 1,497
8.	Trish Brown (1981-85)	110	13.5 1,487
9.	Mary Sue Garrity (1974-78)	87	15.7 1,362
10.	Maureen Costello (1994-98)	118	11.0 1,299
11.	Irina Krasnoshiok (2000-04)	123	10.1 1,241
12.	Ayahna Cornish (2003-07)	108	11.4 1,235
13.	Stephanie Graff (2000-04)	123	9.7 1,193
14.	Jana Lichnerova (1996-00)	116	10.0 1,158
15.	Amy Facer (1993-97)	103	11.0 1,138
16.	Audrey Codner (1990-94)	115	9.5 1,092
17.	Amra Mehmedic (2000-04)	123	8.6 1,054
18.	Melissa Coursey (1995-99)	104	10.1 1,047
19.	Brittany Ford (2005-10)	111	9.1 1,009
20.	Joanne Gentry (1977-81)	100	10.1 1,007
21.	Ellen Shields (1986-90)	119	8.3 993
22.	Janet Fonda (1981-85)	106	9.2 976
23.	Carol Polachek (1979-83)	103	9.5 975
24.	Renie Dunne (1978-82)	102	9.1 932
25.	Kate McPeak (1979-83)	106	8.7 920
	Kristen Sullivan (1992-96)	99	9.3 920

Rebounds

No.	Player	G	Avg. Rebs.
1.	Dale Hodges (1987-90)	94	11.2 1,049
2.	Teresa Carmichael (1983-87)	118	8.3 982
3.	Maureen Costello (1994-98)	118	8.1 952
4.	Susan Moran (1998-02)	122	7.4 908
5.	Kim Foley (1985-89)	124	6.5 808
6.	Stephanie Graff (2000-04)	123	6.4 788
7.	Trish Brown (1981-85)	110	7.0 769
8.	Chrissy McGoldrick (1975-78)	76	8.9 675
9.	Jana Lichnerova (1996-00)	116	5.7 665
10.	Joanne Gentry (1977-81)	100	6.3 632
11.	Kate McPeak (1979-83)	106	5.6 597
12.	Kathy Langley (1974-78)	80	7.3 580
13.	Tina Dishman (1976-79)	79	7.1 564
14.	Irina Krasnoshiok (2000-04)	123	4.4 538
15.	Angela Zampella (1997-01)	120	4.3 521
16.	Erica Pollock (2003-07)	93	5.5 515
17.	Audrey Codner (1990-94)	115	4.3 491
18.	Robyne Bostick (1990-94)	106	4.5 481
19.	Brittany Ford (2005-10)	111	4.1 453
20.	Debbie Black (1984-88)	123	3.7 450
21.	Ashley Logue (2006-10)	96	4.7 449
22.	Ayahna Cornish (2003-07)	108	4.1 445
23.	Megan Compain (1993-97)	113	3.9 443
24.	Ellen Clark (1983-87)	114	3.9 442
25.	Debbie Descano (1977-79)	53	8.1 431

Scoring Average

No.	Player	G	Points	Avg.
1.	Dale Hodges (1987-90)	94	2,077	22.1
2.	Susan Moran (1998-02)	122	2,340	19.2
3.	Mary Sue Garrity (1974-78)	87	1,362	15.7
4.	Debbie Descano (1977-79)	53	798	15.1
5.	Teresa Carmichael (1983-87)	118	1,671	14.2
6.	Katie Curry (1989-93)	117	1,663	14.2
7.	Terri Mohr (1984-86)	58	799	13.8
8.	Trish Brown (1981-85)	110	1,487	13.5
9.	Kim Foley (1985-89)	124	1,651	13.3
10.	Megan Compain (1993-97)	113	1,497	13.2

Rebounding Average

No.	Player	G	Rebs.	Avg.
1.	Dale Hodges (1987-90)	94	1,049	11.2
2.	Amy Mallon (1992-93)	29	304	10.5
3.	Chrissy McGoldrick (1975-78)	76	675	8.9
4.	Sarah Acker (2007-09)	32	272	8.5
5.	Teresa Carmichael (1983-87)	118	982	8.3
6.	Debbie Descano (1977-79)	53	431	8.1
	Maureen Costello (1994-98)	118	952	8.1
8.	Susan Moran (1998-02)	122	908	7.4
9.	Kathy Langley (1974-78)	80	580	7.3
10.	Tina Dishman (1976-79)	79	564	7.1

Assists

No.	Player	G	Avg. Assists
1.	Angela Zampella (1997-01)	120	6.6 788
2.	Debbie Black (1984-88)	123	5.8 718
3.	Ellen Clark (1983-87)	114	4.6 524
4.	Cindy Anderson (1987-92)	107	4.8 510
5.	Jessi Dunne (1981-85)	111	4.6 500
6.	Renie Dunne (1978-82)	102	4.7 479
7.	Mary Kate McDade (2005-09)	118	3.2 385
8.	Ellen Shields (1986-90)	119	3.0 355
9.	Nikki Jones (1994-97)	106	3.2 342
10.	Mary Sue Garrity (1974-78)	77	4.1 317

Steals

No.	Player	G	Avg. Steals
1.	Debbie Black (1984-88)	123	4.7 572
2.	Katie Curry (1989-1993)	117	2.8 325
3.	Mary Sue Garrity (1974-78)	77	3.5 269
4.	Ellen Clark (1983-87)	114	2.2 254
5.	Angela Zampella (1997-01)	120	1.8 216
6.	Dale Hodges (1987-90)	94	2.2 205
7.	Cindy Anderson (1987-92)	107	1.8 197
8.	Renie Dunne (1978-82)	102	1.8 183
9.	Joanne Gentry (1977-81)	100	1.7 170
10.	Jana Lichnerova (1996-00)	116	1.5 168



With this free throw, Susan Moran tied Dale Hodges' career record for points at Xavier on February 8, 2002. Moran finished her career with 2,340 points.

Blocks

No.	Player	G	Avg. Blocks
1.	Stephanie Graff (2000-04)	123	1.42 175
2.	Brittany Ford (2005-10)	111	1.00 111
3.	Dale Hodges (1987-90)	94	1.02 96
4.	Erica Pollock (2003-07)	93	0.99 92
5.	Kim Foley (1985-89)	124	0.65 80
6.	Trish Brown (1981-85)	110	0.72 79
	Jessi Dunne (1981-85)	111	0.71 79
	Maureen Costello (1994-98)	118	0.70 79
9.	Kelly Cavallo (2008-Present)	86	0.86 74
10.	Maureen Dougherty (1987-91)	114	0.64 73

Career Leaders



The first player to have her number retired, Dale Hodges (44) holds the career record for field goals attempted (1,604).



Amra Mehmedic tops the Hawks' record book in career three-pointers made (256) and attempted (730).



A 2001 graduate, Angela Zampella is second all-time in free throw percentage (.845).

Pride • Purpose • Passion

Field Goals Made

No.	Player	Years	FG
1.	Susan Moran	1998-02	855
2.	Dale Hodges	1987-90	817
3.	Kim Foley	1985-89	648
4.	Teresa Carmichael	1983-87	643
5.	Katie Curry	1989-93	638
6.	Trish Brown	1981-85	570
7.	Mary Sue Garrity	1974-78	562
8.	Megan Compain	1993-97	505
9.	Irina Krasnoshiok	2000-04	484
10.	Maureen Costello	1994-98	478

Field Goals Attempted

No.	Player	Years	FGA
1.	Dale Hodges	1987-90	1,604
2.	Susan Moran	1998-02	1,596
3.	Katie Curry	1989-93	1,484
4.	Trish Brown	1981-85	1,259
5.	Megan Compain	1993-97	1,244
6.	Kim Foley	1985-89	1,225
7.	Angela Zampella	1997-01	1,209
8.	Teresa Carmichael	1983-87	1,200
9.	Ayahna Cornish	2003-07	1,107
10.	Jana Lichnerova	1996-00	1,065

Field Goal Percentage

(minimum 500 attempts)

No.	Player	G	FGM-FGA	Pct.
1.	Debbie Descano (1977-79)	53	312-572	.545
2.	Teresa Carmichael (1983-87)	118	643-1200	.536
3.	Susan Moran (1998-02)	122	855-1596	.536
4.	Kim Foley (1985-89)	124	648-1225	.529
5.	Stephanie Graff (2000-04)	123	444-845	.525
6.	Dale Hodges (1987-90)	94	817-1604	.509
7.	Terri Mohr (1984-86)	58	362-716	.506
8.	Janet Fonda (1981-85)	106	427-858	.498
9.	Joanne Burke (1977-79)	53	305-615	.496
10.	Robyne Bostick (1990-94)	106	310-627	.494

Three-Point Field Goals Made

No.	Player	Years	3-PT
1.	Amra Mehmedic	2000-04	256
2.	Katie Curry	1989-93	216
3.	Jenna Loschiavo	2005-09	214
4.	Melissa Coursey	1995-99	210
5.	Kristen Sullivan	1992-96	209
6.	Angela Zampella	1997-01	184
7.	Colleen McGahan	1998-03	144
8.	Megan Compain	1993-97	135
9.	Ellen Shields	1986-90	132
10.	Amy Facer	1993-97	128

Three-Point Field Goals Attempted

No.	Player	Years	3-PTA
1.	Amra Mehmedic	2000-04	730
2.	Katie Curry	1989-93	621
3.	Jenna Loschiavo	2005-09	583
4.	Melissa Coursey	1995-99	560
5.	Angela Zampella	1997-01	556
6.	Kristen Sullivan	1992-96	527
7.	Amy Facer	1993-97	393
8.	Colleen McGahan	1999-03	375
9.	Megan Compain	1993-97	372
10.	Jen Oyler	2005-07	359

Three-Point Field Goal Percentage

(minimum 150 attempts)

No.	Player	G	FGM-FGA	Pct.
1.	Ellen Shields (1986-90)	119	132-327	.404
2.	Kristen Sullivan (1992-96)	99	209-527	.397
3.	Colleen McGahan (1999-03)	105	144-375	.384
4.	Jana Lichnerova (1996-00)	116	67-176	.381
5.	Melissa Coursey (1995-99)	104	210-560	.375
6.	Jenna Loschiavo (2005-09)	123	214-583	.367
7.	Cindy Anderson (1987-92)	107	106-291	.364
8.	Megan Compain (1993-97)	113	135-372	.363
9.	Irina Krasnoshiok (2000-04)	123	110-336	.359
10.	Kerri Nemeth (1990-94)	84	109-304	.358

Free Throws Made

No.	Player	Years	FT
1.	Susan Moran	1998-02	622
2.	Dale Hodges	1987-90	443
3.	Angela Zampella	1997-01	403
4.	Teresa Carmichael	1983-87	395
5.	Trish Brown	1981-85	367
6.	Whitney Ffrench	2003-07	363
7.	Megan Compain	1993-97	352
8.	Kim Foley	1985-89	347
9.	Ayahna Cornish	2003-07	337
10.	Maureen Costello	1994-98	333

Free Throws Attempted

No.	Player	Years	FTA
1.	Susan Moran	1998-02	773
2.	Dale Hodges	1987-90	592
3.	Teresa Carmichael	1983-87	566
4.	Trish Brown	1981-85	492
5.	Whitney Ffrench	2003-07	485
6.	Maureen Costello	1994-98	478
7.	Angela Zampella	1997-01	477
8.	Ayahna Cornish	2003-07	459
9.	Stephanie Graff	2000-04	457
10.	Kim Foley	1985-89	454

Free Throw Percentage

(minimum 100 attempts)

No.	Player	G	FTM-FTA	Pct.
1.	Katie Kuester (2008-Present)	87	95-110	.864
2.	Angela Zampella (1997-01)	120	403-477	.845
3.	Megan Compain (1993-97)	113	352-427	.824
4.	Debbie Descano (1977-79)	53	174-213	.817
5.	Amra Mehmedic (2000-04)	123	84-103	.816
6.	Ellen Shields (1986-90)	119	127-156	.814
7.	Irina Krasnoshiok (2000-04)	123	163-202	.807
8.	Susan Moran (1998-02)	122	622-773	.805
9.	Kristen Sullivan (1992-96)	99	87-109	.798
10.	Melissa Coursey (1995-99)	104	93-118	.788

Single-Season Leaders

Points

No.	Player	Season	Points
1.	Dale Hodges	1989-90	855
2.	Susan Moran	2001-02	744
3.	Dale Hodges	1988-89	725
4.	Susan Moran	2000-01	633
5.	Kim Foley	1988-89	599
6.	Teresa Carmichael	1986-87	587
7.	Ayahna Cornish	2006-07	546
8.	Katie Curry	1991-92	525
9.	Katie Curry	1992-93	518
10.	Megan Compain	1996-97	516
11.	Susan Moran	1999-00	508
12.	Teresa Carmichael	1985-86	504
13.	Amy Mallon	1992-93	501
14.	Dale Hodges	1987-88	497
15.	Katie Curry	1990-91	481
16.	Kim Foley	1987-88	466
17.	Audrey Codner	1991-92	465
18.	Angela Zampella	1997-98	464
19.	Mary Sue Garrity	1976-77	463
20.	Wendy Brink	1990-91	462
21.	Trish Brown	1984-85	456
22.	Susan Moran	1998-99	455
23.	Trish Brown	1983-84	454
24.	Maureen Costello	1997-98	443
25.	Irina Krasnoshiok	2002-03	429

Rebounds

No.	Player	Season	Rebounds
1.	Dale Hodges	1989-90	373
2.	Dale Hodges	1988-89	348
3.	Dale Hodges	1987-88	328
4.	Amy Mallon	1992-93	304
5.	Chrissy McGoldrick	1976-77	294
6.	Susan Moran	2001-02	276
7.	Teresa Carmichael	1986-87	275
8.	Maureen Costello	1997-98	271
	Sarah Acker	2007-08	271
10.	Teresa Carmichael	1985-86	262
11.	Tina Dishman	1976-77	261
12.	Maureen Costello	1996-97	259
13.	Teresa Carmichael	1984-85	258
14.	Stephanie Graff	2003-04	245
15.	Kim Foley	1988-89	244
16.	Stephanie Graff	2001-02	227
17.	Hillary Klimowicz	2005-06	226
	Erica Pollock	2006-07	226
	Kelly Cavallo	2010-11	226
20.	Trish Brown	1982-83	224
	Susan Moran	1999-00	224
22.	Maureen Costello	1995-96	223
23.	Jana Lichnerova	1999-00	221
24.	Stephanie Graff	2002-03	220
25.	Audrey Codner	1991-92	204
	Kim Foley	1987-88	204

Scoring Average

No.	Player	Season	PPG
1.	Dale Hodges	1989-90	27.6
2.	Dale Hodges	1988-89	23.4
3.	Susan Moran	2001-02	23.3
4.	Susan Moran	2000-01	22.6
5.	Kim Foley	1988-89	19.3
6.	Teresa Carmichael	1986-87	18.3
7.	Katie Curry	1991-92	18.1
8.	Katie Curry	1992-93	17.9
9.	Trish Brown	1983-84	17.5
10.	Teresa Carmichael	1985-86	17.4

Rebounding Average


No.	Player	Season	RPG
1.	Dale Hodges	1989-90	12.0
2.	Dale Hodges	1988-89	11.2
3.	Amy Mallon	1992-93	10.5
	Chrissy McGoldrick	1976-77	10.5
5.	Dale Hodges	1987-88	10.3
6.	Tina Dishman	1976-77	9.3
7.	Teresa Carmichael	1985-86	9.0
	Maureen Costello	1996-97	9.0
9.	Chrissy McGoldrick	1975-76	8.7
	Sarah Acker	2007-08	8.7

Assists

No.	Player	Season	APG
1.	Angela Zampella	1999-00	241
2.	Debbie Black	1985-86	231
3.	Angela Zampella	2000-01	220
4.	Debbie Black	1987-88	210
5.	Debbie Black	1986-87	194
6.	Angela Zampella	1998-99	193
7.	Cindy Anderson	1991-92	184
	Cindy Anderson	1990-91	184
9.	Jessi Dunne	1982-83	178
10.	Ellen Clark	1986-87	170

Steals

No.	Player	Season	SPG
1.	Debbie Black	1985-86	153
2.	Debbie Black	1986-87	151
3.	Debbie Black	1987-88	150
4.	Debbie Black	1984-85	118
5.	Katie Curry	1992-93	107
6.	Muffet O'Brien	1976-77	102
7.	Mary Sue Garrity	1976-77	101
8.	Katie Curry	1992-93	96
9.	Mary Sue Garrity	1977-78	95
10.	Cindy Anderson	1990-91	91



In her final season on Hawk Hill, Stephanie Graff set a new single-season record for blocks (76), surpassing her previous mark of 44.

Blocks

No.	Player	Season	BPG
1.	Stephanie Graff	2003-04	76
2.	Hillary Klimowicz	2005-06	60
3.	Erica Pollock	2006-07	48
4.	Samira van Grinsven	2010-11	47
5.	Sarah Acker	2007-08	46
6.	Kelly Cavallo	2010-11	45
7.	Stephanie Graff	2002-03	44
8.	Maureen Dougherty	1990-91	42
9.	Dale Hodges	1988-89	41
10.	Jen Oyler	2006-07	39

Pride • Purpose • Passion

Single-Season Leaders

Field Goals Made

No.	Player	Season	FG Made
1.	Dale Hodges	1989-90	328
2.	Dale Hodges	1988-89	284
3.	Susan Moran	2001-02	264
4.	Kim Foley	1988-89	232
5.	Susan Moran	2000-01	230
6.	Teresa Carmichael	1986-87	222
7.	Amy Mallon	1992-93	219
8.	Dale Hodges	1987-88	205
9.	Katie Curry	1991-92	202
10.	Teresa Carmichael	1985-86	201

Three-Point Field Goals Made

No.	Player	Season	3-PT FG
1.	Kristen Sullivan	1995-96	91
2.	Melissa Coursey	1998-99	84
3.	Katie Curry	1991-92	83
4.	Katie Curry	1992-93	82
5.	Melissa Coursey	1997-98	81
6.	Ellen Shields	1989-90	74
	Kristen Sullivan	1994-95	74
8.	Amra Mehmedic	2002-03	73
9.	Jen Oyler	2006-07	72
10.	Colleen McGahan	1999-00	71
	Jenna Loschiavo	2006-07	71

Free Throws Made

No.	Player	Season	FT
1.	Susan Moran	2001-02	208
2.	Dale Hodges	1989-90	199
3.	Susan Moran	2000-01	173
4.	Dale Hodges	1988-89	157
5.	Whitney Ffrench	2006-07	154
6.	Ayahna Cornish	2006-07	147
7.	Teresa Carmichael	1986-87	143
8.	Maureen Costello	1997-98	132
9.	Angela Zampella	1997-98	132
10.	Stephanie Graff	2003-04	131

Field Goals Attempted

No.	Player	Season	FGA
1.	Dale Hodges	1989-90	636
2.	Dale Hodges	1988-89	537
3.	Amy Mallon	1992-93	510
4.	Susan Moran	2001-02	501
5.	Katie Curry	1991-92	474
6.	Ayahna Cornish	2006-07	457
7.	Katie Curry	1991-92	455
8.	Dale Hodges	1987-88	431
9.	Teresa Carmichael	1986-87	430
10.	Susan Moran	2000-01	424

Three-Point Field Goals Attempted

No.	Player	Season	3-PTA
1.	Katie Curry	1992-93	256
2.	Melissa Coursey	1998-99	228
3.	Katie Curry	1991-92	217
4.	Kristen Sullivan	1995-96	220
5.	Melissa Coursey	1997-98	206
6.	Jen Oyler	2006-07	202
7.	Kristen Sullivan	1994-95	196
	Amra Mehmedic	2002-03	196
9.	Angela Zampella	1997-98	194
10.	Amra Mehmedic	2001-02	190

Free Throws Attempted

No.	Player	Season	FTA
1.	Dale Hodges	1989-90	251
2.	Susan Moran	2001-02	244
3.	Dale Hodges	1988-89	216
4.	Susan Moran	2000-01	202
5.	Whitney Ffrench	2006-07	200
6.	Teresa Carmichael	1986-87	190
	Ayahna Cornish	2006-07	190
8.	Stephanie Graff	2003-04	184
9.	Maureen Costello	1997-98	182
10.	Susan Moran	1998-99	170

Field Goal Percentage

(minimum 50 FG Made)

No.	Player	Season	FGM-FGA	Pct.
1.	Stephanie Graff	2001-02	138-222	.622
2.	Kelly Cavallo	2010-11	116-189	.614
3.	Teresa Carmichael	1984-85	142-234	.607
4.	Sarah Acker	2007-08	155-260	.596
5.	Cheryl Kulesa	1999-00	77-133	.579
6.	Kim Foley	1988-89	232-404	.574
7.	Susan Moran	1998-99	169-303	.558
8.	Debbie Descano	1977-78	149-268	.556
9.	Val Johnson	1992-93	56-101	.554
10.	Teresa Carmichael	1985-86	201-368	.546

Three-Point Field Goal Percentage

(minimum 25 3FG Made)

No.	Player	Season	FGM-FGA	Pct.
1.	Kerry Nemeth	1991-92	34-68	.500
2.	Rita Balaban	1989-90	28-60	.467
3.	Megan Compain	1996-97	58-128	.453
4.	Colleen McGahan	2001-02	42-93	.452
5.	Ellen Shields	1989-90	74-169	.438
6.	Colleen McGahan	1999-00	71-167	.425
7.	Kristen Sullivan	1995-96	91-220	.414
8.	Angela Zampella	1998-99	46-112	.411
9.	Timisha Gomez	2007-08	32-79	.405
10.	Kristen Sullivan	1993-94	43-107	.402

Free Throw Percentage

(minimum 25 FT Made)

No.	Player	Season	FTM-FTA	Pct.
1.	Amra Mehmedic	2003-04	30-33	.909
2.	Ellen Shields	1988-89	57-64	.891
3.	Kristen Sullivan	1994-95	35-40	.875
	Timisha Gomez	2007-08	56-64	.875
5.	Angela Zampella	2000-01	121-139	.871
6.	Maura McBryan	2003-04	46-53	.868
7.	Angela Zampella	1997-98	132-153	.863
8.	Diane Henesey	1983-84	42-49	.857
	Jenna Loschiavo	2008-09	30-35	.857
10.	Susan Moran	2000-01	173-202	.856

Single-Game Leaders

Points

Pts.	Player	Opponent	Date
42	Dale Hodges	Temple	1/31/90
41	Dale Hodges	St. Bonaventure	2/26/90
41	Dale Hodges	Massachusetts	12/4/89
38	Susan Moran	St. Bonaventure	2/24/02
37	Dale Hodges	Penn State	2/24/90
36	Susan Moran	USC	11/16/01
36	Susan Moran	Duquesne	1/12/01
36	Carol Polachek	Princeton	2/15/83
35	Dale Hodges	West Virginia	3/9/90
35	Dale Hodges	Duquesne	3/7/90
35	Dale Hodges	Long Beach State	3/19/89
35	Kim Foley	Vanderbilt	3/15/89
35	Ayahna Cornish	Dayton	2/17/07
34	Susan Moran	Boston University	12/21/01
34	Susan Moran	Rutgers	11/18/01
34	Dale Hodges	Penn State	2/10/90
34	Dale Hodges	Youngstown State	12/29/88
34	Dale Hodges	Northwestern	12/21/88
34	Tina Dishman	Pittsburgh	3/10/77

Rebounds

Rebs.	Player	Opponent	Date
21	Dale Hodges	Northwestern	12/21/88
21	Trish Brown	Rutgers	1/10/83
20	Toni Cooper	West Chester	2/25/82
19	Dale Hodges	Penn State	2/10/90
19	Dale Hodges	Duquesne	12/10/88
19	Chrissy McGoldrick	Ursinus	12/30/75
18	Dale Hodges	West Virginia	3/1/90
18	Dale Hodges	Long Beach State	12/28/89
18	Carol Boyer	Delaware	12/4/79
17	Dale Hodges	George Washington	1/17/90
17	Dale Hodges	George Washington	1/8/90
17	Dale Hodges	Rhode Island	1/26/89
17	Dale Hodges	Maryland	3/19/88
17	Dale Hodges	Rutgers	3/12/88
17	Chrissy McGoldrick	Edinboro State	2/11/77
17	Jana Lichnerova	Xavier	3/5/00

Assists

Asst.	Player	Opponent	Date
17	Angela Zampella	St. Bonaventure	1/15/01
16	Angela Zampella	Air Force	12/28/99
14	Renie Dunne	Penn State	12/11/80
14	Angela Zampella	George Washington	1/2/99
14	Angela Zampella	Kansas	12/2/00
13	Debbie Black	Temple	1/28/86
13	Debbie Black	Penn State	3/6/87
13	Cindy Anderson	Arizona	12/28/90
13	Angela Zampella	Tulane	3/3/99
13	Angela Zampella	Penn	12/8/99
13	Angela Zampella	St. Bonaventure	1/13/00

Triple Double

Debbie Black vs. Duquesne (2/13/88)
- 12 points, 12 rebounds, 10 steals

Saint Joseph's Among NCAA Leaders

TEAM				INDIVIDUAL				
Year	Category	#	Rank	Year	Player	Category	#	Rank
2010-11	Assist-to-Turnover Ratio	0.99	25th	2008-09	Mary Kate McDade	Assist-to-Turnover Ratio	2.35	5th
	Turnovers Per Game	15.1	36th		Mary Kate McDade	Assists	5.3	24th
2009-10	Three-Point FG Defense	29.2	47th	2007-08	Sarah Acker	Field Goal Pct.	.596	5th
2008-09	Turnovers Per Game	15.0	29th		Amy Wold	Assist-to-Turnover Ratio	1.79	41st
	Assist-to-Turnover Ratio	0.93	33rd	2006-07	Jenna Loschiavo	3PT FG Pct.	39.7	25th
2007-08	Three-Point FG Percentage	.356	37th	2005-06	Hillary Klimowicz	Blocks	1.9	42nd
	Assists Per Game	15.2	42nd	2003-04	Stephanie Graff	Blocks	2.8	28th
2006-07	Three-Point FG Per Game	6.2	26th	2001-02	Susan Moran	Scoring	23.3	4th
	Turnovers Per Game	15.2	41st		Susan Moran	Free Throw Pct.	85.2	39th
	Blocked Shots Per Game	4.5	43rd	2000-01	Angela Zampella	Assists	8.2	3rd
2005-06	Scoring Defense	55.8	18th		Susan Moran	Scoring	22.6	5th
	Turnovers Per Game	14.7	36th		Angela Zampella	Free Throw Pct.	87.1	16th
	Free Throw Percentage	72.9	50th		Susan Moran	Free Throw Pct.	85.6	29th
2004-05	Turnovers Per Game	15.4	45th	1999-00	Angela Zampella	Assists	7.77	2nd
2003-04	Scoring Defense	57.7	26th	1998-99	Melissa Coursey	3PT FG Per Game	2.7	16th
	Fouls Per Game	15.2	29th		Angela Zampella	Assists	6.2	18th
2002-03	Fouls Per Game	15.3	28th	1997-98	Angela Zampella	Free Throw Pct.	86.3	18th
2001-02	Free Throw Percentage	78.1	1st		Melissa Coursey	3PT FG Per Game	2.6	19th
	Field Goal Percentage	47.8	8th	1995-96	Kristen Sullivan	3PT FG Per Game	3.3	2nd
	Three-Point FG Percentage	.379	16th		Megan Compain	Free Throw Pct.	85.6	14th
	Fouls Per Game	15.0	24th		Kristen Sullivan	3PT FG Pct.	41.4	20th
	Scoring Margin	+10.9	25th	1994-95	Kristen Sullivan	3PT FG Per Game	2.6	25th
	Assists Per Game	16.9	30th	1991-92	Katie Curry	Steals	3.7	12th
	Won-Lost Percentage	.750	31st		Cindy Anderson	Assists	6.6	26th
	Scoring Defense	60.2	41st	1989-90	Dale Hodges	Scoring	27.6	3rd
	Rebound Margin	+4.2	43rd		Ellen Shields	3PT FG Pct.	43.8	13th
2000-01	Free Throw Percentage	81.5	1st		Dale Hodges	Rebounding	12.0	14th
1999-00	Scoring Defense	53.1	2nd		Ellen Shields	3PT FG Per Game	2.4	17th
	Three-Point FG Percentage	37.9	16th	1988-89	Dale Hodges	Scoring	23.4	17th
	Free Throw Percentage	75.0	16th		Dale Hodges	Rebounding	11.2	23rd
	Scoring Margin	+14.4	16th		Kim Foley	Field Goal Pct.	57.4	27th
	Won-Lost Percentage	.806	18th	1987-88	Debbie Black	Steals	4.7	3rd
	Field Goal Percentage	46.1	23rd		Debbie Black	Assists	6.6	20th
1998-99	Scoring Defense	58.0	6th		Kim Foley	Free Throw Pct.	81.9	26th
	Three-Point FG Percentage	36.9	15th	1985-86	Debbie Black	Assists	8.0	8th
1997-98	Scoring Defense	56.7	6th	1981-82	Trish Brown	Free Throw Pct.	78.8	21st
	Free Throw Percentage	74.1	14th					
1996-97	Scoring Defense	56.0	7th					
1995-96	Free Throw Percentage	75.8	1st					
	Three-Point FG Per Game	6.1	10th					
	Scoring Defense	60.0	24th					
1994-95	Scoring Defense	57.0	7th					
	Three-Point FG Pct.	38.1	9th					
	Three-Point FG Per Game	6.2	15th					
1993-94	Scoring Defense	53.9	1st					
1992-93	Scoring Defense	58.6	12th					
1989-90	Three-Point FG Per Game	5.7	5th					
	Free Throw Percentage	75.0	14th					
	Scoring Margin	14.7	15th					
	Scoring Offense	78.2	26th					
1988-89	Free Throw Percentage	76.7	3rd					
	Field Goal Percentage	48.7	17th					
	Scoring Margin	11.1	29th					
1987-88	Scoring Defense	55.7	4th					
	Free Throw Percentage	72.8	11th					
1986-87	Scoring Defense	57.4	9th					
1985-86	Scoring Defense	61.7	28th					
1984-85	Won-Lost Percentage	.833	15th					
	Scoring Margin	13.3	22nd					
	Field Goal Percentage	49.2	23rd					
	Scoring Defense	61.9	29th					
1981-82	Free Throw Percentage	71.5	10th					
	Scoring Defense	62.3	26th					

* No NCAA Records Prior to 1981-82



Mary Kate McDade finished fifth in the nation in assist-to-turnover ratio and 24th in assists as a senior in 2008-09.

* No NCAA Records Prior to 1981-82

Pride • Purpose • Passion

Results Versus All Opponents

Hawks vs. Air Force (1-0)

Date	W/L	SJU-Opp	Site	Rank
12/28/99	W	90-62	H &	

Hawks vs. Akron (3-0)

Date	W/L	SJU-Opp	Site	Rank
12/14/08	W	77-59	H, G	
1/5/08	W	81-75	A	
11/24/01	W	85-52	N \$	

Hawks vs. Alabama (1-3)

Date	W/L	SJU-Opp	Site	Rank
12/29/97	W	74-69	OT H	
3/16/97	L	52-61	A	
12/30/92	L	64-71	H	
12/05/87	L	69-80	N	

Hawks vs. American (3-1)

Date	W/L	SJU-Opp	Site	Rank
3/13/98	W	77-68	H +++	
2/20/82	W	67-55	H	
12/2/80	W	65-64	A	
1/28/80	L	51-63	H	

Hawks vs. Appalachian State (1-0)

Date	W/L	SJU-Opp	Site	Rank
11/29/03	W	77-65	N \$	

Hawks vs. Arizona (1-0)

Date	W/L	SJU-Opp	Site	Rank
12/22/90	W	65-63	H	

Hawks vs. Arizona State (0-1)

Date	W/L	SJU-Opp	Site	Rank
12/6/98	L	58-66	OT A	

Hawks vs. Arkansas (1-0)

Date	W/L	SJU-Opp	Site	Rank
1/3/95	W	78-72	N	

Hawks vs. Auburn (1-1)

Date	W/L	SJU-Opp	Site	Rank
12/29/07	W	71-69	H &	15
12/8/90	L	55-74	N	

Hawks vs. Baylor (0-1)

Date	W/L	SJU-Opp	Site	Rank
3/23/77	L	75-85	N ++	12

Hawks vs. Boston College (1-4)

Date	W/L	SJU-Opp	Site	Rank
3/19/11	L	59-86	A +++	
12/8/06	W	58-54	H	
12/22/04	L	41-65	A	14/16
12/1/01	L	73-78	H	
11/29/98	L	68-72	A	

Hawks vs. Boston University (5-1)

Date	W/L	SJU-Opp	Site	Rank
12/29/09	W	71-58	H &	
11/12/04	W	51-49	H @	
11/30/02	W	58-45	H	
12/21/01	W	59-47	A	
2/13/82	W	60-52	H	

1/30/81L 68-79 A

Hawks vs. Bowling Green (1-0)

Date	W/L	SJU-Opp	Site	Rank
3/16/88	W	68-66	H +	

Hawks vs. Brigham Young (1-1)

Date	W/L	SJU-Opp	Site	Rank
11/26/88	W	101-79	N \$	
12/15/79	L	67-91	H	

Hawks vs. Brown (2-0)

Date	W/L	SJU-Opp	Site	Rank
12/28/09	W	65-36	H &	
12/2/07	W	65-54	A \$	

Hawks vs. Bucknell (3-0)

Date	W/L	SJU-Opp	Site	Rank
11/12/06	W	63-56	H	
11/27/05	W	59-55	A	
11/30/85	W	85-44	N \$	

Hawks vs. Buffalo (1-0)

Date	W/L	SJU-Opp	Site	Rank
12/6/02	W	68-59	N \$	

Hawks vs. Cabrini (2-0)

Date	W/L	SJU-Opp	Site	Rank
2/13/75	W	68-37	H	
2/14/74	W	44-30	A	

Hawks vs. Canisius (1-0)

Date	W/L	SJU-Opp	Site	Rank
1/2/95	W	77-64	N \$	

Hawks vs. Central Connecticut State (1-0)

Date	W/L	SJU-Opp	Site	Rank
12/29/00	W	59-51	H &	

Hawks vs. Central Michigan (1-0)

Date	W/L	SJU-Opp	Site	Rank
11/30/97	W	77-51	N \$	

Hawks vs. Charlotte (2-6)

Date	W/L	SJU-Opp	Site	Rank
1/15/11	L	57-66	H *	
3/6/10	L	85-87	OT N **	
1/23/10	L	58-67	A *	
2/21/09	L	55-69	H, G *	
2/12/08	L	57-59	A *	
3/3/07	W	76-64	N **	
2/11/07	W	67-59	H *	
1/20/06	L	50-81	A *	

Hawks vs. Chattanooga (1-0)

Date	W/L	SJU-Opp	Site	Rank
12/2/06	W	65-61	A \$	

Hawks vs. Chestnut Hill (1-0)

Date	W/L	SJU-Opp	Site	Rank
2/26/76	W	67-26	H	

Hawks vs. Cheyney State (3-5)

Date	W/L	SJU-Opp	Site	Rank
2/10/83	L	33-66	H	5
1/21/82	L	49-90	A	4
2/10/81	L	63-68	H	9
2/18/80	L	64-77	A	13
1/18/79	L	58-66	H	10
1/19/78	W	74-69	A	
2/15/77	W	76-58	H	
2/18/76	W	82-66	A	

Hawks vs. Colorado (0-1)

Date	W/L	SJU-Opp	Site	Rank
1/9/80	L	67-77	H	

Hawks vs. Connecticut (2-4)

Date	W/L	SJU-Opp	Site	Rank
12/21/03	L	34-87	P	1/1
12/22/02	L	44-82	A	3/2
11/16/97	L	49-74	A @	6/6
12/13/92	L	51-53	A \$	23/--
12/28/87	W	65-52	N \$	
12/10/83	W	67-56	A \$	

Hawks vs. Coppin State (0-1)

Date	W/L	SJU-Opp	Site	Rank
03/15/07	L	52-67	H +++	

Hawks vs. Dartmouth (1-0)

Date	W/L	SJU-Opp	Site	Rank
12/30/80	W	65-49	V	

Hawks vs. Davidson (1-0)

Date	W/L	SJU-Opp	Site	Rank
11/29/08	W	78-68	N \$	

Hawks vs. Dayton (11-8)

Date	W/L	SJU-Opp	Site	Rank
1/29/11	L	68-79	A *	
1/20/10	W	68-62	H *	
3/1/09	L	57-84	A *	
1/26/08	L	54-56	H *	
2/17/07	L	77-78	A *	
2/12/06	W	66-65	H *	
1/9/05	L	70-78	A *	
1/18/04	W	68-59	A *	
1/17/03	W	61-60	H *	
2/10/02	W	56-48	A *	
3/3/01	L	56-71	N **	
1/19/01	L	63-72	H *	
3/4/00	W	66-61	N **	
1/7/00	W	62-60	A *	
2/19/99	W	62-53	H *	
2/19/98	L	57-59	A *	
1/29/97	W	76-71	H *	
3/1/96	W	84-73	N **	
1/10/96	W	73-64	A *	
12/9/79	L	58-68	N	

Hawks vs. Delaware (12-1)

Date	W/L	SJU-Opp	Site	Rank
12/20/10	W	50-45	A	
12/29/05	L	48-49	A &	
3/13/03	W	65-47	H +++	

Results Versus All Opponents

12/19/95W	77-67	A	
11/28/94W	66-52	A	
12/29/93W	63-52	H &	
1/2/93W	57-38	H	
2/24/83W	77-47	H	
12/8/82W	64-60	A	
12/9/80W	90-56	H	
12/4/79W	71-69	OT A	
12/5/78W	75-52	H	
1/17/75W	64-60	A	

Hawks vs. Detroit (1-0)

Date	W/L	SJU-Opp	Site	Rank
12/4/10W	77-70	OT N \$	

Hawks vs. District of Columbia (1-0)

Date	W/L	SJU-Opp	Site	Rank
12/29/81W	72-52	N \$	

Hawks vs. Drexel (6-4)

Date	W/L	SJU-Opp	Site	Rank
11/23/10L	47-50	A	
12/13/09L	69-71	H	
11/19/08L	61-76	A	
11/14/07W	49-40	H	
11/20/04L	49-59	A	
11/22/03W	62-44	H	
12/15/02W	58-53	A	
12/19/01W	69-56	H	
12/21/99W	59-41	P	
11/24/98W	67-50	H	

Hawks vs. Duke (1-4)

Date	W/L	SJU-Opp	Site	Rank
12/8/02L	48-82	A \$	1/1
3/15/99L	60-66	A +	10
12/1/96L	46-63	A \$	16
12/29/94L	64-67	H &	
11/21/80W	84-57	H	

Hawks vs. Duquesne (36-5)

Date	W/L	SJU-Opp	Site	Rank
2/16/11W	79-73	H *	
2/28/10W	69-58	H *	
2/4/09L	51-53	A *	
2/9/08W	59-56	H *	
2/25/07W	75-65	A *	
1/3/06W	55-47	H *	
1/3/05W	79-68	A *	
3/6/04W	73-63	H **	
1/4/04W	64-58	H *	
2/9/03L	64-68	A *	
1/11/02W	78-58	H *	
1/28/01L	66-69	A *	
1/12/01W	81-69	H *	
1/21/00W	57-51	H *	
2/27/99W	71-54	N **	
1/24/99L	65-58	OT A *	
1/29/98W	75-51	H *	
2/12/97W	66-42	A *	
2/24/96W	73-52	H *	
2/9/95W	66-58	H *	
1/14/95L	46-47	A *	
2/12/94W	52-41	A *	

1/17/94W	67-39	H *	
1/11/92W	70-62	A *	
1/2/92W	90-53	H *	
2/28/91W	66-49	H *	
12/20/90W	65-59	A *	
3/7/90W	84-53	H *	
1/11/90W	76-50	A *	
12/7/89W	103-67	N *	
1/12/89W	80-54	H *	
12/10/88W	75-53	A *	
2/13/88W	79-45	A *	
1/11/88W	76-53	H *	
1/12/87W	78-54	H *	
1/3/87W	64-48	A *	
1/25/86W	64-59	H *	
1/4/86W	83-69	A *	
3/1/85W	77-48	H *	
12/11/84W	95-63	H *	
2/25/84W	74-70	A *	

Hawks vs. East Stroudsburg (3-0)

Date	W/L	SJU-Opp	Site	Rank
12/12/78W	75-50	A	
12/18/77W	89-71	H	
3/11/76W	73-60	N ++	

Hawks vs. Edinboro State (6-1)

Date	W/L	SJU-Opp	Site	Rank
1/11/80W	69-59	H	
1/16/79W	76-65	H	
2/11/78W	98-91	OT A	
2/11/77W	68-56	H	
3/12/76W	66-59	N ++	
2/5/76W	70-60	H	
3/8/75L	60-68	A	

Hawks vs. Fairfield (0-2)

Date	W/L	SJU-Opp	Site	Rank
1/10/91L	68-83	H	
12/28/81L	73-76	N \$	

Hawks vs. Fairleigh Dickinson (5-0)

Date	W/L	SJU-Opp	Site	Rank
2/3/87W	70-42	A	
2/14/86W	70-46	H	
2/12/85W	64-61	A	
2/13/84W	75-62	H	
12/10/82W	85-66	H	

Hawks vs. Florida A&M (1-0)

Date	W/L	SJU-Opp	Site	Rank
11/28/99W	75-37	N	

Hawks vs. Florida International (1-1)

Date	W/L	SJU-Opp	Site	Rank
11/27/09W	64-48	A \$	
1/4/95L	60-72	A \$	

Hawks vs. Florida State (0-2)

Date	W/L	SJU-Opp	Site	Rank
11/25/01L	45-72	A \$	
1/7/83L	55-59	H	

Hawks vs. Fordham (31-3)

Date	W/L	SJU-Opp	Site	Rank
2/9/11W	54-47	A *	
3/5/10W	76-62	N **	
1/9/10W	62-57	H *	
2/18/09W	68-52	A *	
1/16/08W	72-47	H *	
1/18/07W	72-43	A *	
3/3/06W	54-43	H **	
2/2/06W	70-57	OT H *	
1/15/06W	45-40	A *	
2/13/05W	57-52	A *	
2/4/05L	43-47	H *	
2/29/04W	54-42	H *	
2/8/04W	63-40	A *	
2/22/03W	58-43	A *	
2/16/03L	53-57	H *	
3/2/02W	70-48	N **	
2/3/02W	59-54	H *	
1/16/02W	75-50	A *	
2/24/01W	89-55	H *	
2/17/00W	71-46	A *	
1/15/00W	77-29	H *	
2/14/99W	74-61	A *	
1/28/99W	66-37	H *	
2/3/98W	56-35	A *	
1/2/98W	64-40	H *	
2/27/97W	65-42	H **	
2/22/97W	57-32	A *	
1/16/97W	70-67	H *	
2/27/96L	65-74	A *	
2/22/96W	61-50	H *	
12/29/92W	96-51	H &	
12/30/91W	82-54	N \$	
12/9/90W	68-62	N \$	
1/5/80W	62-55	H	

Hawks vs. George Mason (4-1)

Date	W/L	SJU-Opp	Site	Rank
12/6/09W	65-46	H	
1/6/09W	72-59	A	
12/29/03L	59-68	OT H &	
11/14/97W	67-53	H @	
12/7/84W	78-60	N \$	

Hawks vs. Georgetown (4-2)

Date	W/L	SJU-Opp	Site	Rank
12/29/01W	89-51	H &	
1/31/84L	75-79	A	
2/1/83W	69-53	H	
12/29/82L	54-64	N \$	
2/2/82W	73-62	A	
1/14/81W	72-67	H	

Hawks vs. George Washington (27-24)

Date	W/L	SJU-Opp	Site	Rank
2/26/11W	64-49	A *	
1/30/10W	63-47	H *	
1/14/09L	60-66	A *	
2/24/08L	53-61	H *	17/16
3/4/07L	57-55	N **	8/9
2/23/07L	60-87	A *	8/9
3/5/06L	51-53	H **	
1/8/06L	56-64	H *	

Results Versus All Opponents

2/17/05L	55-60	H *
3/7/04W	70-57	H **
1/10/04W	64-62	A *
1/23/03L	67-77	H *
1/20/02L	62-68	A *
2/11/01L	58-63	H *
1/9/01L	76-86	A *
2/6/00L	67-70	A *
2/28/99W	74-56	N **
1/2/99W	62-59	H *
2/1/98L	47-57	A *
3/3/97W	59-56	A ** 18/17
1/10/97L	71-84	H *
1/18/96L	41-55	A *
3/10/95L	64-71	H ** 18/17
2/20/95L	45-56	A *
1/10/95L	53-55	H * 16/17
2/19/94L	53-64	H *
1/22/94L	43-46	A *
3/12/93W	74-67	A **
2/27/93L	52-72	A *
1/16/93L	77-80	H *
2/4/92W	69-61	H *
1/22/92W	61-58	A *
3/6/91W	52-51	A **
1/14/91L	59-64	H *
1/8/91L	47-63	A *
1/17/90W	76-48	A *
1/8/90W	67-56	H *
2/16/89W	68-52	H *
2/2/89W	72-68	A *
2/29/88W	68-57	H *
1/28/88W	81-70	A *
3/4/87W	74-60	H *
1/10/87W	73-60	H *
12/10/86W	68-60	A *
2/18/86W	71-57	A *
1/9/86W	76-63	H *
2/22/85W	87-65	A *
2/10/84W	56-54	H *
12/5/82W	72-55	A \$
2/16/82L	64-66	A
2/7/81W	80-52	N

Hawks vs. Georgia Tech (0-1)			
Date	W/L	SJU-Opp	Site Rank
12/05/93L	50-51	A \$

Hawks vs. Glassboro State (4-0)			
Date	W/L	SJU-Opp	Site Rank
02/04/80W	83-55	A
01/11/79W	87-59	H
01/12/77W	119-73	A
12/21/76W	85-61	H

Hawks vs. Gonzaga (0-2)			
Date	W/L	SJU-Opp	Site Rank
1/2/09L	70-93	A
1/3/08L	43-67	H

Hawks vs. Gwynedd Mercy (4-0)			
Date	W/L	SJU-Opp	Site Rank
2/17/77W	115-44	H
2/17/76W	83-44	A

2/18/75W	91-28	H
2/19/74W	73-38	A

Hawks vs. Harcum (1-0)			
Date	W/L	SJU-Opp	Site Rank
2/7/74W	61-20	H

Hawks vs. Hartford (1-4)			
Date	W/L	SJU-Opp	Site Rank
12/4/09L	66-72	OT H
12/6/08L	56-80	A
11/17/06L	52-62	H
12/21/05L	59-65	A
12/28/96W	74-49	H &

Hawks vs. Harvard (1-0)			
Date	W/L	SJU-Opp	Site Rank
12/1/79W	58-44	H

Hawks vs. Holy Cross (1-0)			
Date	W/L	SJU-Opp	Site Rank
12/29/08W	74-53	H, G&

Hawks vs. Holy Family (1-0)			
Date	W/L	SJU-Opp	Site Rank
3/4/74W	50-25	H

Hawks vs. Houston (1-0)			
Date	W/L	SJU-Opp	Site Rank
12/2/05W	61-42	N \$

Hawks vs. Howard (2-1)			
Date	W/L	SJU-Opp	Site Rank
12/13/83W	66-49	H
2/5/83L	62-63	A
2/27/82W	69-58	H

Hawks vs. Illinois (1-3)			
Date	W/L	SJU-Opp	Site Rank
11/25/06L	69-56	A
11/23/04L	50-64	H
12/21/89L	65-78	A
12/27/88W	81-66	H

Hawks vs. Illinois-Chicago (1-0)			
Date	W/L	SJU-Opp	Site Rank
1/2/84W	72-63	N \$

Hawks vs. Immaculata (5-6)			
Date	W/L	SJU-Opp	Site Rank
2/19/81W	64-43	A
2/21/80W	62-44	H
2/22/79W	79-59	A
3/11/78W	91-74	N ++
2/23/78W	83-82	H
3/12/77L	70-71	N ++ 3
2/21/77L	63-77	A 3
3/12/76L	58-70	N ++
2/3/76L	56-84	H
1/25/75L	50-65	P
1/17/74L	24-59	H

Hawks vs. Indiana State (0-1)			
Date	W/L	SJU-Opp	Site Rank
12/7/79L	55-74	N \$

Hawks vs. Iona (6-0)			
Date	W/L	SJU-Opp	Site Rank
12/28/05W	52-50	H &
12/28/98W	62-36	H &
2/7/95W	69-42	H
1/8/93W	68-48	A
1/10/85W	99-66	A
12/28/83W	74-56	H

Hawks vs. Iowa (1-3)			
Date	W/L	SJU-Opp	Site Rank
11/28/03L	58-62	N \$
12/02/95L	49-66	N \$ 16/25
12/1/89L	57-76	N \$ 10/6
12/29/84W	61-60	N \$

Hawks vs. Iowa State (0-1)			
Date	W/L	SJU-Opp	Site Rank
3/25/04L	58-66	A +++

Hawks vs. James Madison (1-2)			
Date	W/L	SJU-Opp	Site Rank
1/22/90W	70-63	A
12/30/88L	53-55	H
1/3/85L	56-59	N \$

Hawks vs. Kansas (1-1)			
Date	W/L	SJU-Opp	Site Rank
12/2/00W	70-67	A
12/29/96L	60-65	H

Hawks vs. Kansas State (2-1)			
Date	W/L	SJU-Opp	Site Rank
12/3/05W	78-68	A \$
12/30/04L	49-86	H 22/21
3/14/97W	70-52	N +

Hawks vs. Kean (2-0)			
Date	W/L	SJU-Opp	Site Rank
1/14/78W	77-68	A
1/24/77W	73-54	H

Hawks vs. Kent State (1-0)			
Date	W/L	SJU-Opp	Site Rank
3/19/04W	61-51	H +++

Hawks vs. Lafayette (5-0)			
Date	W/L	SJU-Opp	Site Rank
12/29/10W	75-40	H &
1/6/96W	84-28	H
2/4/85W	90-62	A
2/2/84W	69-55	H
12/4/81W	74-42	H

Hawks vs. La Salle (35-9)			
Date	W/L	SJU-Opp	Site Rank
3/4/11W	79-55	N **
2/19/11W	77-60	H *#
1/27/10W	45-39	A *#
2/11/09W	59-42	H,D *#
2/27/08W	70-52	A *#
1/12/07W	71-60	H *#
2/19/06W	61-55	H *#
1/22/06L	50-65	A *

Results Versus All Opponents

3/4/05W	56-50	N **		
2/25/05L	51-66	A * #		
1/23/04W	68-52	H * #		
1/19/03W	83-80	2OTA * #		
2/22/02W	72-54	H * #		
1/26/01W	67-51	A * #		
2/10/00W	67-44	H * #		
1/8/99W	52-37	A * #		
2/10/98L	54-65	H * #		
3/2/97W	61-51	N **		
2/15/97W	84-65	H * #		
3/2/96L	62-65	N **		
2/12/96L	66-67	A * #		
12/10/94W	60-52	H #		
12/14/93W	58-50	A #		
12/15/92W	67-56	H #		
12/10/91L	64-67	A #		
12/3/90W	66-55	H #		
2/5/90W	80-73	A #		
1/31/89L	68-75	H #		
12/23/87L	49-50	A #		
12/23/86L	54-58	H #		
12/29/85W	68-61	A \$		
12/20/85W	62-60	A #		
12/5/84W	69-64	H #		
12/6/83W	76-71	A #		
2/8/83W	74-61	H #		
2/9/82W	94-73	A #		
2/17/81W	67-54	H #		
1/15/80W	59-57	A #		
2/20/79W	81-58	A		
2/20/78W	110-89	A		
2/22/77W	76-58	H		
1/29/76W	79-57	A		
1/30/75W	95-27	H		
1/30/74W	54-36	A		

Hawks vs. Lehigh (8-2)

Date	W/L	SJU-Opp	Site	Rank
12/1/10L	40-46	A	
11/16/08W	71-63	H, G	
11/10/07W	60-59	A	
11/29/04L	66-68	H	
12/6/03W	68-42	A	
12/1/87W	70-45	A	
12/3/86W	79-37	H	
12/4/85W	81-60	A	
2/19/85W	80-71	H	
12/8/77W	91-34	A	

Hawks vs. Long Beach State (0-2)

Date	W/L	SJU-Opp	Site	Rank
12/28/89L	71-88	N \$	
3/19/89L	65-84	A +	

Hawks vs. Loyola (Ill.) (1-0)

Date	W/L	SJU-Opp	Site	Rank
1/15/94W	92-53	H	

Hawks vs. Loyola (Md.) (4-0)

Date	W/L	SJU-Opp	Site	Rank
12/20/99W	74-54	H &	
12/08/84W	93-47	A	
01/21/83W	59-35	H	

01/04/82W	59-43	A		
Hawks vs. Maine (2-1)					
Date	W/L	SJU-Opp	Site	Rank	
12/28/08W	74-46	H, G &		
12/10/06W	69-49	H		
11/27/04L	36-54	A \$		

Hawks vs. Manhattan (6-0)

Date	W/L	SJU-Opp	Site	Rank	
12/1/07W	65-58	N \$		
1/7/98W	56-42	H		
1/2/96W	79-72	A		
12/29/95W	83-58	H &		
1/12/94W	77-41	H		
1/10/93W	86-64	A		

Hawks vs. Manor (1-1)

Date	W/L	SJU-Opp	Site	Rank	
3/3/74L	63-66	A		
1/20/74W	67-30	H		

Hawks vs. Maryland (3-9)

Date	W/L	SJU-Opp	Site	Rank	
1/2/11L	60-74	H	18/20	
1/3/10L	69-79	A		
12/29/91L	59-84	N \$	5/6	
3/19/88L	67-78	A +	9/7	
12/8/82L	51-87	A	3	
12/1/81L	58-59	H	11	
2/26/81L	56-74	A	13	
2/23/80L	58-75	H	14	
2/18/79L	52-73	A	8	
2/14/78W	89-86	H	7	
1/27/77W	87-78	A	12	
3/13/76W	72-65	N ++		

Hawks vs. Massachusetts (43-9)

Date	W/L	SJU-Opp	Site	Rank	
1/22/11W	72-68	H *		
2/25/10L	62-75	A *		
2/25/09W	77-63	P *		
2/3/08W	72-66	A *		
2/2/07W	72-65	H *		
2/5/06L	63-53	A *		
1/24/05L	61-62	A *		
1/13/05L	33-42	H *		
2/15/04W	52-40	A *		
1/6/04W	67-40	H *		
2/20/03W	60-51	H *		
1/8/03W	68-61	A *		
2/17/02W	73-50	H *		
1/8/02W	54-48	A *		
1/4/01W	66-54	A *		
2/20/00W	66-41	H *		
1/29/00W	62-49	A *		
2/7/99W	64-55	H *		
1/14/99W	63-59	A *		
2/14/98L	46-55	H *		
1/11/98W	64-63	OT A *		
2/9/97W	61-59	H *		
1/23/97W	50-48	A *		
1/25/96L	50-67	A *		
1/4/96W	64-50	H *		

3/1/95L	49-55	A *		
2/15/95W	57-54	H *		
3/10/94L	63-76	H **		
2/10/94W	48-43	A *		
1/31/94W	58-57	H *		
2/22/93W	68-57	H *		
1/28/93L	56-65	A *		
3/5/92W	79-38	H *		
2/22/92W	73-47	A *		
1/29/91W	60-48	A *		
1/22/91W	67-45	H *		
1/29/90W	97-52	A *		
12/4/89W	89-59	N *		
3/8/89W	78-48	H **		
3/4/89W	82-60	A *		
1/28/89W	85-63	H *		
3/9/88W	67-43	H **		
2/27/88W	83-45	H *		
1/21/88W	60-54	A *		
2/15/87W	72-45	H *		
1/15/87W	70-56	A *		
2/08/86W	80-73	A *		
1/18/86W	77-65	H *		
1/19/85W	75-48	H *		
2/16/84W	54-44	A *		
1/8/82W	64-51	P		
12/22/77W	88-68	N		

Hawks vs. McMaster (1-0)

Date	W/L	SJU-Opp	Site	Rank
1/2/81W	79-34	N	

Hawks vs. Miami (Fla.) (1-1)

Date	W/L	SJU-Opp	Site	Rank
1/3/81W	73-52	A	
1/2/85L	65-68	A \$	

Hawks vs. Millersville (1-0)

Date	W/L	SJU-Opp	Site	Rank
3/7/75W	77-27	N	

Hawks vs. Minnesota (1-0)

Date	W/L	SJU-Opp	Site	Rank
12/1/00W	64-62	N \$	

Hawks vs. Mississippi (0-1)

Date	W/L	SJU-Opp	Site	Rank
12/30/95L	64-72	H &	22

Hawks vs. Mississippi State (1-0)

Date	W/L	SJU-Opp	Site	Rank
11/26/04W	41-38	N \$	

Hawks vs. Mississippi Valley State (1-0)

Date	W/L	SJU-Opp	Site	Rank
12/2/89W	98-56	N \$	

Hawks vs. Montclair State (6-6)

Date	W/L	SJU-Opp	Site	Rank
12/4/83W	86-54	A \$	
2/4/82W	82-66	H	
2/4/81L	64-81	A	
2/7/80L	54-57	H	

Results Versus All Opponents

2/8/79L	67-74	A	
3/10/78L	78-86	N ++	10
2/25/78W	85-76	H	10
3/11/77W	68-67	N ++	3
1/17/77L	60-74	A	7
12/11/76W	59-55	H \$	8
2/20/76W	73-72	H	
12/29/75L	58-79	N \$	

Hawks vs. Morgan State (1-0)

Date	W/L	SJU-Opp	Site	Rank
12/28/02W	99-51	H &	

Hawks vs. Mount St. Mary's (2-2)

Date	W/L	SJU-Opp	Site	Rank
1/8/81L	62-65	H	
1/17/80L	53-54	A	
1/6/79W	70-68	H	
1/31/76W	91-53	H	

Hawks vs. Nevada-Reno (1-0)

Date	W/L	SJU-Opp	Site	Rank
11/23/96W	64-44	A \$	

Hawks vs. New Hampshire (2-1)

Date	W/L	SJU-Opp	Site	Rank
12/28/10W	67-66	H &	
11/13/09L	56-64	A	
12/27/85W	73-40	N \$	

Hawks vs. NJIT (1-0)

Date	W/L	SJU-Opp	Site	Rank
12/28/07W	68-59	H &	

Hawks vs. New Orleans (0-1)

Date	W/L	SJU-Opp	Site	Rank
1/4/84L	77-89	N \$	

Hawks vs. North Carolina (0-1)

Date	W/L	SJU-Opp	Site	Rank
12/28/86L	67-78	N \$	

Hawks vs. North Carolina State (1-5)

Date	W/L	SJU-Opp	Site	Rank
12/20/06L	57-78	A	
11/20/05W	54-52	H	23/25
12/29/98L	55-62	H &	
12/6/97L	59-70	A	11/7
3/12/85L	63-67	A +	12/12
1/27/79L	100-71	A	8

Hawks vs. Northeastern (4-2)

Date	W/L	SJU-Opp	Site	Rank
12/28/06W	83-59	H \$	
12/28/85W	59-52	N \$	
12/1/84W	49-41	H \$	
12/3/83L	50-55	N \$	
1/30/82W	54-50	H	
1/31/81L	53-60	A	

Hawks vs. Northern Illinois (0-1)

Date	W/L	SJU-Opp	Site	Rank
12/9/07L	82-90	N \$	

Hawks vs. Northern Iowa (1-0)

Date	W/L	SJU-Opp	Site	Rank
12/3/95W	68-64	N \$	

Hawks vs. Northwestern (1-0)

Date	W/L	SJU-Opp	Site	Rank
12/21/88W	95-78	H	

Hawks vs. Notre Dame (1-1)

Date	W/L	SJU-Opp	Site	Rank
12/29/90L	53-72	H &	
1/24/87W	74-571	H	

Hawks vs. Ohio State (0-1)

Date	W/L	SJU-Opp	Site	Rank
11/14/04L	29-76	A @ #10/9	

Hawks vs. Oklahoma (1-0)

Date	W/L	SJU-Opp	Site	Rank
1/5/85W	76-75	N	

Hawks vs. Old Dominion (1-5)

Date	W/L	SJU-Opp	Site	Rank
12/22/09W	78-62	H	
12/12/08L	51-74	A	
3/16/94L	55-56	A +	
3/14/90L	69-91	A +	
1/24/80L	38-85	H	2
1/8/79L	62-97	A	1

Hawks vs. Oregon (1-1)

Date	W/L	SJU-Opp	Site	Rank
12/7/91L	54-73	A	
11/23/90W	76-70	H	

Hawks vs. Oregon State (1-0)

Date	W/L	SJU-Opp	Site	Rank
12/19/97W	69-53	H	

Hawks vs. Pacific (1-0)

Date	W/L	SJU-Opp	Site	Rank
12/5/98W	54-44	N \$	

Hawks vs. Penn (35-1)

Date	W/L	SJU-Opp	Site	Rank
12/7/10W	60-45	A #	
1/12/10W	57-40	H #	
11/25/08W	66-60	A #	
11/20/07W	63-46	A #	
1/24/07W	62-51	H #	
12/7/05W	70-57	A #	
12/1/04L	57-64	H #	
2/10/04W	74-55	A #	
1/14/03W	70-60	H #	
12/4/01W	81-57	A #	
11/18/00W	81-75	H #	
12/8/99W	76-47	A #	
12/12/98W	69-50	A #	
11/25/97W	91-45	H #	
12/3/96W	69-58	A #	
12/6/95W	86-48	H #	
12/7/94W	76-48	A #	
12/8/93W	53-41	N #	
1/20/93W	78-52	A #	

1/6/92W	65-56	H #	
1/16/91W	80-74	A #	
2/21/90W	80-52	H #	
12/12/88W	70-62	A #	
12/10/87W	70-50	H #	
1/26/87W	75-48	A #	
12/12/86W	75-33	H #	
1/22/85W	74-60	A #	
1/24/84W	64-46	H #	
1/25/83W	64-62	A #	
1/26/82W	58-56	V #	
1/28/81W	93-54	A #	
2/2/80W	86-62	A #	
2/8/77W	91-32	A	
2/27/76W	95-45	A	
1/2/75W	76-43	A	
2/21/74W	47-42	A	

Hawks vs. Penn State (9-23)

Date	W/L	SJU-Opp	Site	Rank
1/29/04L	44-80	H	5/6
12/10/02L	56-82	A	11/12
11/27/99L	64-96	N \$	9/8
3/15/98L	59-72	A +++	
1/2/94L	48-77	H	3/3
2/15/92L	57-78	A	11/11
11/30/91L	66-99	H \$	3/3
3/9/91L	63-78	H **	1/1
3/2/91L	40-76	H *	2/3
2/9/91L	64-70	A *	2/2
3/10/90L	60-84	A **	
2/24/90L	88-90	A *	
2/10/90W	73-61	H *	22/22
1/18/89W	66-62	A *	
1/7/89W	83-69	H *	
2/4/88W	62-60	H *	
1/5/88W	67-52	A *	20/19
3/6/87W	70-55	N **	12/12
2/19/87L	54-78	A *	16/16
1/31/87L	60-71	H *	
3/7/86L	60-80	N **	14/16
2/22/86W	65-62	A *	13/13
1/11/86L	63-75	H *	16/15
1/15/85W	71-63	H *	10/12
3/2/84L	70-87	A **	
2/4/84L	67-86	A *	
12/15/82L	53-71	H	
12/19/81L	50-71	H	
12/11/80L	71-72	H	
1/26/80L	51-80	A	
3/2/79L	62-76	N ++	
2/3/79W	77-68	H	12

Hawks vs. Philadelphia Textile (1-0)

Date	W/L	SJU-Opp	Site	Rank
11/29/82W	90-72	A	

Hawks vs. Pittsburgh (3-1)

Date	W/L	SJU-Opp	Site	Rank
2/10/79W	65-56	H	
2/10/78L	70-77	A	
3/10/77W	101-64	N ++	
2/13/76W	76-64	H	

Results Versus All Opponents

Hawks vs. Princeton (9-0)

Date	W/L	SJU-Opp	Site	Rank
12/19/10	W	70-61	2OTH	
11/29/06	W	81-69	A	
11/18/05	W	58-46	H	
2/15/83	W	84-63	H	
2/23/82	W	75-65	A	
12/7/78	W	88-61	A	
1/10/78	W	81-56	H	
1/11/77	W	71-42	A	
1/13/76	W	82-41	H	

Hawks vs. Providence (2-3)

Date	W/L	SJU-Opp	Site	Rank
11/12/10	W	64-49	H	
11/15/09	L	57-88	A	
12/28/82	L	60-62	N \$	
1/9/82	L	56-65	A	
1/23/81	W	68-53	H	

Hawks vs. Queens (5-1)

Date	W/L	SJU-Opp	Site	Rank
12/9/83	W	93-62	N \$	
2/26/83	W	2-0	H forfeit	
1/4/80	L	55-74	H	
1/23/79	W	77-72	A	
2/4/78	W	87-73	H	
3/2/77	W	72-70	A	

Hawks vs. Radford (1-0)

Date	W/L	SJU-Opp	Site	Rank
11/30/96	W	87-69	N \$	

Hawks vs. Rhode Island (48-6)

Date	W/L	SJU-Opp	Site	Rank
2/5/11	W	59-55	A *	
2/17/10	W	56-42	H *	
1/31/09	W	69-61	A *	
3/1/08	W	72-60	H *	
3/2/07	W	68-52	N **	
2/4/07	W	73-70	A *	
1/29/06	W	75-47	H *	
2/20/05	L	53-56	A *	
2/6/05	W	69-65	H *	
2/26/04	W	66-58	A *	
2/12/04	L	51-61	H *	
3/7/03	L	49-62	A **	
2/27/03	W	67-54	A *	
1/12/03	W	73-53	H *	
2/15/02	W	77-67	H *	
1/24/02	W	71-68	OT A *	
2/4/01	W	67-50	H *	
1/6/01	W	55-34	A *	
2/3/00	W	70-33	H *	
1/27/00	W	69-39	A *	
2/5/99	W	68-49	H *	
1/16/99	W	71-55	A *	
1/25/98	W	62-38	H *	
1/9/98	W	75-59	A *	
2/7/97	W	65-41	H *	
1/25/97	W	84-72	A *	
1/28/96	L	48-55	A *	
1/21/96	L	56-66	H *	
3/8/95	W	65-62	H **	

1/28/95	W	68-65	A *	
1/18/95	W	53-50	H *	
3/5/94	W	65-62	OT A *	
1/29/94	W	66-54	H *	
3/11/93	W	72-57	N **	
2/15/93	W	62-61	H *	
1/30/93	W	67-48	A *	
3/12/92	W	66-48	N **	
2/20/92	W	70-61	A *	
1/25/92	W	91-68	H *	
2/23/91	W	58-47	A *	
1/24/91	W	74-62	H *	
2/3/90	W	72-49	H *	
1/27/90	W	76-44	A *	
3/2/89	W	76-48	A *	
1/26/89	W	106-56	H *	
2/25/88	W	79-52	H *	
1/23/88	W	52-38	A *	
2/12/87	W	78-39	H *	
1/17/87	W	65-41	A *	
3/6/86	W	79-65	N **	
2/9/86	W	62-56	A *	
1/16/86	W	71-55	H *	
1/9/85	W	67-61	A *	
1/20/84	L	67-68	H *	

Hawks vs. Rice (0-1)

Date	W/L	SJU-Opp	Site	Rank
11/29/97	L	55-65	N \$	

Hawks vs. Richmond (8-4)

Date	W/L	SJU-Opp	Site	Rank
2/12/11	W	71-61	H *	
2/21/10	W	67-66	A *	
1/17/09	W	70-42	H, G *	
2/16/08	W	69-64	A *	
1/14/07	L	57-64	2OTH *	
2/27/06	W	76-56	A *	
1/30/05	L	41-66	A *	
2/1/04	W	58-48	H *	
3/23/03	L	53-56	H+++	
2/2/03	W	63-50	A *	
1/5/02	W	87-66	H *	
12/29/87	L	49-59	A \$	

Hawks vs. Rider (5-0)

Date	W/L	SJU-Opp	Site	Rank
1/21/86	W	80-39	H	
2/26/85	W	99-72	A	
1/26/84	W	66-55	H	
1/27/83	W	69-59	A	
11/29/81	W	77-54	H	

Hawks vs. Rutgers (15-28)

Date	W/L	SJU-Opp	Site	Rank
11/14/08	L	59-86	A	5/3
11/28/07	L	50-56	H	5/7
11/18/01	W	64-58	H	--/23
12/21/00	L	38-80	A	7/7
3/19/00	L	39-59	A +	8/8
12/21/97	W	67-54	H	
12/15/96	W	61-44	A	
2/26/95	L	61-68	H *	
1/25/95	W	65-62	A *	

2/26/94	W	78-71	H *	25/23
2/6/94	L	69-71	A *	19/19
3/13/93	L	51-59	N **	
2/24/93	W	60-58	H *	
2/4/93	L	59-60	A *	
3/13/92	L	59-66	A **	
2/29/92	W	57-55	H *	
2/11/92	L	52-63	A *	
3/8/91	L	72-61	H *	18/18
2/25/91	L	51-73	A *	
1/26/91	L	58-79	H *	9/8
2/7/90	L	78-79	OT A *	
1/25/90	W	69-55	H *	
2/24/89	L	64-79	A *	
1/21/89	W	78-63	H *	18/17
3/12/88	L	52-64	A *	9/9
2/20/88	L	58-69	A *	6/6
1/16/88	L	57-71	H *	9/10
3/7/87	L	48-93	A **	6/7
2/21/87	L	60-63	H *	2/2
2/7/87	L	51-61	A *	3/3
2/12/86	L	55-77	H *	9/9
1/6/86	L	75-76	A *	18/24
1/31/85	W	67-59	A *	
1/11/84	L	55-56	H *	18
1/10/83	L	62-80	A	16
2/11/82	L	61-82	H	6
2/12/81	L	49-96	A	4
2/14/80	L	55-59	H	8
2/15/79	L	56-87	A	9
2/16/78	W	80-76	H	
1/21/78	W	79-60	S	
2/19/77	W	92-86	A	
3/8/76	W	80-52	H	

Hawks vs. Sacred Heart (1-0)

Date	W/L	SJU-Opp	Site	Rank
11/16/10	W	67-49	A	

Hawks vs. San Francisco (1-0)

Date	W/L	SJU-Opp	Site	Rank
12/4/92	W	80-66	N \$	

Hawks vs. St. Bonaventure (36-9)

Date	W/L	SJU-Opp	Site	Rank
1/26/11	L	40-51	H *	
2/6/10	W	57-53	A *	
3/6/09	L	65-72	N **	
2/8/09	L	52-64	H, G *	
1/12/08	W	68-61	A *	
2/15/07	W	76-67	H *	
1/6/06	W	59-43	A *	
1/16/05	W	64-51	A *	
1/7/05	L	73-74	H *	
2/22/04	W	74-54	H *	
2/06/04	L	68-70	A *	
3/2/03	W	66-32	H *	
2/6/03	W	74-68	A *	
2/24/02	W	82-77	A *	
1/13/02	W	76-40	H *	
2/9/01	W	62-52	H *	
1/15/01	W	83-73	A *	
2/27/00	W	79-59	H *	
1/13/00	W	73-44	A *	

Results Versus All Opponents

2/12/99W	75-61	A *
1/10/99W	59-39	H *
1/19/98W	62-47	A *
1/4/98W	66-53	H *
2/19/97W	80-57	A *
1/18/97W	79-55	P *
2/7/96W	78-54	A *
2/1/96W	74-63	H *
2/5/95W	65-57	A *
1/21/95W	97-68	H *
2/3/94L	61-62	H *
1/6/94L	62-79	A *
3/6/93W	88-59	H *
2/13/93W	91-56	A *
2/27/92L	47-49	H *
1/13/92L	64-67	A *
2/11/91W	70-57	H *
1/3/91W	69-58	A *
2/26/90W	75-64	A *
1/4/90W	107-77	H *
2/11/89W	86-80	A *
1/5/89W	98-65	H *
2/6/88W	73-51	H *
1/2/88W	69-39	A *
2/9/87W	64-49	A *
1/29/87W	80-50	H *

Hawks vs. St. John's (1-2)			
Date	W/L	SJU-Opp	Site Rank
11/29/09L	74-81	N \$
11/29/00L	62-63	H
12/4/99W	70-56	A

Hawks vs. Saint Louis (6-1)			
Date	W/L	SJU-Opp	Site Rank
1/8/11W	66-54	A *
2/13/10W	71-67	H *
1/24/09L	72-75	A *
3/7/08W	71-58	H **
2/6/08W	66-44	H *
1/21/07W	70-68	A *
1/13/06W	69-50	H *

Hawks vs. Saint Peter's (0-1)			
Date	W/L	SJU-Opp	Site Rank
12/10/81L	44-67	V

Hawks vs. Scranton (1-0)			
Date	W/L	SJU-Opp	Site Rank
11/30/80W	74-53	H

Hawks vs. Seton Hall (4-6)			
Date	W/L	SJU-Opp	Site Rank
11/22/08L	67-74	OT P
12/21/07L	42-59	A
11/30/05W	72-48	H
12/5/04L	36-57	A
3/21/04W	68-61	OT H+++
12/30/00W	63-52	H &
2/8/84W	67-62	H
02/22/83L	72-75	OT H
12/23/81L	57-71	H
12/29/80L	60-65	V

Hawks vs. Siena (1-1)			
Date	W/L	SJU-Opp	Site Rank
12/29/02L	69-72	H &
3/14/02W	84-55	H+++

Hawks vs. Slippery Rock (1-0)			
Date	W/L	SJU-Opp	Site Rank
12/8/79W	86-53	N \$

Hawks vs. South Alabama (1-0)			
Date	W/L	SJU-Opp	Site Rank
3/11/87W	67-56	H +

Hawks vs. South Carolina (0-2)			
Date	W/L	SJU-Opp	Site Rank
1/2/82L	48-50	H 2
1/26/79L	56-78	N

Hawks vs. South Carolina State (1-0)			
Date	W/L	SJU-Opp	Site Rank
12/28/84W	86-69	N \$

Hawks vs. South Florida (0-1)			
Date	W/L	SJU-Opp	Site Rank
12/29/06L	76-80	OT H \$

Hawks vs. Southern California (1-2)			
Date	W/L	SJU-Opp	Site Rank
11/16/01W	81-72	H
11/26/00L	55-66	A
11/29/85L	66-96	N

Hawks vs. Southern Connecticut State (1-3)			
Date	W/L	SJU-Opp	Site Rank
12/28/79L	70-74	A
12/15/78W	77-66	H
12/23/77L	65-72	A
3/25/77L	85-88	N ++

Hawks vs. Stanford (1-1)			
Date	W/L	SJU-Opp	Site Rank
11/24/00L	72-79	A
12/14/99W	69-41	H

Hawks vs. Stetson (1-0)			
Date	W/L	SJU-Opp	Site Rank
12/3/93W	52-47	N \$

Hawks vs. Stony Brook (1-0)			
Date	W/L	SJU-Opp	Site Rank
12/28/03W	69-53	H &

Hawks vs. Swarthmore (1-0)			
Date	W/L	SJU-Opp	Site Rank
1/27/76W	97-30	H

Hawks vs. Syracuse (0-2)			
Date	W/L	SJU-Opp	Site Rank
11/24/91L	68-74	OT A \$
12/04/87L	47-50	N \$

Hawks vs. Temple (40-32)			
Date	W/L	SJU-Opp	Site Rank
2/23/11L	49-52	H *#

1/19/11L	43-53	A *
2/2/10L	56-58	H *
1/16/10L	55-58	OT A *#
2/15/09L	48-60	A *
1/11/09L	53-58	H, G*#
2/20/08L	60-63	H *
1/30/08L	67-70	A *#
1/28/07L	71-78	OT H *#
1/9/07L	53-59	A *
2/17/06L	53-59	A *#
1/27/06W	65-64	H * 17/19
3/5/05L	51-61	N ** 16/16
2/27/05L	46-69	H * #16/16
2/10/05L	49-68	A * 20/22
3/8/04L	48-53	H **
2/19/04L	56-58	A *#
1/25/04L	61-62	OT H *
1/26/03W	49-47	A *
1/5/03W	73-68	H *
3/4/02L	58-63	A **
2/5/02L	65-77	A *#
1/27/02L	59-66	H *
2/19/01W	57-47	H *#
2/2/01L	55-60	A *
2/14/00W	58-39	A *#
12/6/99W	77-37	H *
1/31/99W	69-42	A *
12/2/98W	74-48	H *#
2/7/98W	76-44	A *#
1/15/98L	64-66	H *
1/21/97W	69-54	A *
1/5/97W	76-46	H *#
2/17/96L	56-66	H *
1/15/96W	56-45	A *#
2/2/95W	49-41	H *#
1/7/95W	69-33	A *
2/28/94W	64-34	S *#
12/11/93W	80-32	H *
2/18/93W	61-54	A *
2/6/93W	69-47	S *#
2/8/92W	58-57	H *
2/1/92W	67-61	S *#
2/4/91W	73-65	H *#
1/19/91L	63-71	A *
2/17/90W	65-63	A *#
1/31/90W	77-62	H *
2/13/89W	65-58	H *#
2/4/89L	49-60	A *
3/11/88W	75-61	N **
3/3/88W	66-61	A *#
1/30/88W	65-53	H *
2/26/87W	69-59	A *
1/20/87W	62-56	H *#
12/29/86W	65-47	N \$
2/20/86L	58-67	A *#
1/28/86W	65-59	H *
3/2/85L	61-65	H **
2/14/85W	83-77	H *#
2/22/84L	60-68	H *#
2/19/83L	57-61	A #
12/4/82L	60-63	N \$
1/13/82L	63-74	H #
2/24/81L	68-87	A #
2/26/80W	70-46	H #

Results Versus All Opponents

2/27/79W	85-60	A	
3/3/78W	84-48	N	
2/28/78W	102-63	H	
2/1/77W	72-37	H	
1/22/76W	74-38	H	
2/3/75W	54-45	A	
1/28/74W	42-39	H	

Hawks vs. Tennessee (0-5)

Date	W/L	SJU-Opp	Site	Rank
12/19/99L	59-82	H	2
11/16/98L	63-108	A	1
1/2/97L	52-64	H	8
11/25/95L	54-75	A	4
12/27/86L	66-76	N	1

Hawks vs. Tennessee Tech (1-0)

Date	W/L	SJU-Opp	Site	Rank
12/10/76W	82-73	H \$	

Hawks vs. Texas (1-4)

Date	W/L	SJU-Opp	Site	Rank
3/17/00W	69-48	N +	23
11/25/88L	69-75	P \$	3
3/15/87L	56-86	A +	1
1/3/79L	68-83	H	7
1/4/78L	85-89	H	16

Hawks vs. Texas Tech (1-0)

Date	W/L	SJU-Opp	Site	Rank
12/21/87W	64-57	H	

Hawks vs. Toledo (0-1)

Date	W/L	SJU-Opp	Site	Rank
11/28/98L	78-84	N	

Hawks vs. Towson (4-0)

Date	W/L	SJU-Opp	Site	Rank
12/28/94W	74-60	H &	
12/21/85W	85-45	H	
1/9/84W	80-62	A	
1/13/83W	81-55	H	

Hawks vs. Trenton State (2-0)

Date	W/L	SJU-Opp	Site	Rank
1/24/78W	96-55	H	
1/29/77W	72-48	A	

Hawks vs. Tulane (1-1)

Date	W/L	SJU-Opp	Site	Rank
12/3/10L	58-67	A \$	
3/13/99W	83-72	N +	23

Hawks vs. UMBC (4-0)

Date	W/L	SJU-Opp	Site	Rank
11/20/10W	64-50	A	
11/21/09W	77-55	H	
12/28/02W	66-61	OT H &	
12/29/89W	91-55	N \$	

Hawks vs. Ursinus (3-0)

Date	W/L	SJU-Opp	Site	Rank
2/2/78W	85-28	A	
2/4/77W	82-53	H	

12/30/75W 69-40 N \$

Hawks vs. Vanderbilt (1-1)

Date	W/L	SJU-Opp	Site	Rank
11/24/09L	46-59	H	22/18
3/15/89W	82-68	H +	

Hawks vs. Vermont (0-1)

Date	W/L	SJU-Opp	Site	Rank
3/17/02L	55-60	A +++	

Hawks vs. Villanova (24-12)

Date	W/L	SJU-Opp	Site	Rank
12/12/10W	46-43	H #	
12/9/09L	42-56	A #	
12/4/08W	66-57	3OT HG #	
12/5/07L	47-71	A #	
1/3/07W	56-48	H #	
12/11/05L	55-64	A #	
12/11/04L	30-52	H #	
12/9/03L	68-72	A #	
11/22/02L	44-59	H #	
12/7/01W	68-62	A #	
12/9/00W	63-59	H #	
12/11/99W	54-48	A #	
12/9/98W	55-54	H #	
12/10/97L	54-67	A #	
12/8/96W	66-54	H #	
12/9/95L	54-61	A #	
12/1/94W	48-47	H #	
11/30/93W	55-52	OT A #	
12/1/92W	83-57	H #	
12/4/91W	61-56	A #	
11/29/90W	63-38	H #	
1/20/90W	69-52	A #	
1/24/89L	61-63	OT P #	
12/19/87W	55-42	H #	
12/20/86W	57-54	A #	
1/26/85W	68-61	H #	
1/17/84W	56-52	A #	
1/18/83W	63-59	H #	
1/19/82L	57-69	A #	15
1/20/81L	50-53	H #	
1/22/80L	52-53	A #	20
1/30/79W	58-46	H	
1/31/78W	95-74	A	
2/24/77W	69-46	H	
2/24/76W	71-53	A	
2/25/75W	83-60	H	
2/28/74W	41-39	A	

Hawks vs. Virginia (4-4)

Date	W/L	SJU-Opp	Site	Rank
3/18/06L	42-48	A +++	
12/18/03W	74-67	H	
11/24/02L	37-66	A	
12/6/00L	58-62	H	24/20
11/21/99W	73-61	A	--/25
12/30/93W	71-56	H &	13/13
12/5/92L	53-64	A \$	6/7
1/28/78W	91-58	H	

Hawks vs. Virginia Commonwealth (1-3)

Date	W/L	SJU-Opp	Site	Rank
3/17/11W	72-66	H +++	
3/18/10L	63-74	H +++	
11/18/07L	47-54	H	
11/19/06L	59-60	A	

Hawks vs. Virginia Tech (3-5)

Date	W/L	SJU-Opp	Site	Rank
12/28/08L	63-66	N \$	
1/23/00L	53-62	H *	
1/22/99L	56-65	A *	13
2/26/98L	62-67	H **	
2/12/98W	58-43	H *	
1/12/97W	75-44	A *	
2/3/96W	57-50	H *	
3/16/95L	62-52	N +	

Hawks vs. Wagner (3-0)

Date	W/L	SJU-Opp	Site	Rank
12/12/92W	68-50	N \$	
11/30/84W	74-56	H \$	
12/3/82W	68-60	N \$	

Hawks vs. Wake Forest (1-0)

Date	W/L	SJU-Opp	Site	Rank
11/23/91W	65-44	N \$	

Hawks vs. Washington Caps (1-0)

Date	W/L	SJU-Opp	Site	Rank
12/9/76W	70-57	H \$	

Hawks vs. Weber State (1-0)

Date	W/L	SJU-Opp	Site	Rank
11/22/96W	67-61	N \$	

Hawks vs. West Chester (9-0)

Date	W/L	SJU-Opp	Site	Rank
2/28/83W	71-51	H	
2/25/82W	74-64	A	
12/6/80W	100-77	H	
12/12/79W	73-66	H	
1/20/79W	72-47	H	
3/4/78W	90-65	A ++	
1/26/78W	98-70	A	
1/21/77W	66-64	OT H	
1/23/75W	63-48	A	

Hawks vs. West Virginia (18-8)

Date	W/L	SJU-Opp	Site	Rank
2/11/95W	64-59	H *	
1/12/95W	73-58	A *	
2/21/94W	60-51	H *	
2/14/94W	69-50	A *	
3/4/93W	77-61	H *	
1/23/93W	83-67	A *	
1/18/92L	61-71	H *	
1/9/92L	57-93	A *	
2/16/91W	74-67	H *	
2/2/91L	63-82	A *	
3/9/90L	87-66	N **	
3/1/90W	80-60	H *	
1/13/90W	76-57	A *	
3/10/89L	59-76	N **	

Results Versus All Opponents

2/18/89W	84-68	H *
1/14/89W	78-66	A *
2/11/88W	82-56	A *
1/9/88W	69-58	H *
2/24/87W	90-60	A *
1/5/87W	83-64	H *
3/1/86W	70-64	A *
2/3/86W	77-62	H *
2/7/85L	51-53	A *
11/26/83L	56-59	H *
3/4/83L	66-78	N **
12/30/82L	58-59	N \$
Hawks vs. Western Carolina (0-1)			
Date	W/L	SJU-Opp	Site Rank
12/3/06L	51-69	N \$

Hawks vs. Western Kentucky (1-2)			
Date	W/L	SJU-Opp	Site Rank
3/16/86L	65-74	A + 5
12/27/84W	93-90	OT N \$ 15
1/3/84L	48-73	N \$

Hawks vs. Western Washington (1-0)			
Date	W/L	SJU-Opp	Site Rank
3/24/77W	97-51	N ++

Hawks vs. William and Mary (1-0)			
Date	W/L	SJU-Opp	Site Rank
11/29/91W	73-54	H &

Hawks vs. William Patterson (2-0)			
Date	W/L	SJU-Opp	Site Rank
2/6/79W	70-44	A
3/9/77W	75-62	N ++

Hawks vs. Wyoming (0-1)			
Date	W/L	SJU-Opp	Site Rank
12/8/07L	64-66	N \$ 21/22

Hawks vs. Xavier (9-13)			
Date	W/L	SJU-Opp	Site Rank
3/5/11L	55-71	N ** 6/6
1/12/11L	54-75	H * 8/8
2/10/10L	56-63	A * 6/6
1/28/09L	41-42	H, G * 23/21
3/8/08L	52-74	H **
1/19/08L	53-71	A *
3/5/07L	59-65	A **
2/8/07L	72-85	H *
3/4/06W	70-67	H **
2/24/06L	52-63	OT A *
1/21/05L	55-72	H *
1/16/04W	59-53	A *
1/31/03W	67-64	H *
3/3/02W	90-80	N **
2/8/02L	61-75	A *
2/16/01L	50-63	A * 12/15
1/21/01L	57-73	H * 23/22
3/5/00L	78-84	OT N **
1/9/00W	69-67	A *
3/1/99W	85-73	N **
2/21/99W	76-66	H *
2/21/98L	64-75	A *
2/1/97W	67-66	A *
1/13/96W	80-54	H *

Hawks vs. Yale (1-0)			
Date	W/L	SJU-Opp	Site Rank
12/28/97W	68-57	H &

Hawks vs. Youngstown State (1-0)			
Date	W/L	SJU-Opp	Site Rank
12/28/88W	83-66	H

Key	
BOLD2011-12 Opponents
H Home
A Away
N Neutral
PThe Palestra
V Villanova
G Gallagher Center
D Daskalakis Center
* Atlantic 10 Conference game
** Atlantic 10 Tournament
Philadelphia Big 5 game
+ NCAA Tournament
++ AIAW Tournament
+++ WNIT
@ Preseason WNIT
\$ In-Season Tournament
& Hawk Classic
#-- AP/USA Today ranking

Pride • Purpose • Passion

Opponent SID Directory

SCHOOL	SID	E-MAIL	PHONE	WEBSITE	PRESS ROW
Atlantic 10	Melissa Kristofak	mkristofak@atlantic10.org	757-706-3059	atlantic10.com	N/A
Boston College	Stephanie Tunnera	stephanie.tunnera.1@bc.edu	617-552-3004	bceagles.com	617-552-4747
Charlotte	Brent Stastny	bmstastn@email.uncc.edu	704-687-6310	charlotte49ers.com	704-687-4999
Dartmouth	Jessica Poole	jessica.poole@Dartmouth.edu	603-646-2449	dartmouthsports.com	603-646-1088
Dayton	Krystal Warren	warrenkk@notes.udayton.edu	937-229-5240	daytonflyers.com	937-449-2855
Drexel	Sam Angell	sea65@drexel.edu	215-895-6895	drexeldragons.com	215-895-2041
Duquesne	Ryan Gavatorra	gavatorra@duq.edu	412-396-6560	goduquesne.com	412-396-4925
Fordham	Michael Balestra	mbalestra3@fordham.edu	718-817-4243	fordhamsports.com	718-817-2736
George Washington	Jesse Hooker	jhooker@gw.edu	202-994-8604	gwsports.com	202-994-1776
La Salle	Michelle Serabian	serabianm@lasalle.edu	215-951-1637	goexplorers.com	215-951-5170
Lafayette	Drew Kingsley	kingsled@lafayette.edu	610-330-5518	goleopards.com	610-330-5454
Lehigh	Ben Masur	bjm211@lehigh.edu	610-758-5101	lehighsports.com	610-758-4903
Maryland	Rose DiPaula	rdipaola@umd.edu	301-314-7066	umterps.com	301-3148624
Massachusetts	Jillian Jakuba	jjakuba@admin.umass.edu	413-577-0053	umassathletics.com	413-545-6139
Penn	Eric Dolan	edolan@upenn.edu	215-898-6129	pennathletics.com	215-898-4324
Philadelphia Big 5	Steve Crider	steve@philadelphiabig5.org	215-898-4747	philadelphiabig5.com	N/A
Princeton	Kristy McNeil	mcneil@princeton.edu	609-258-5655	goprincetontigers.com	609-258-2130
Quinnipiac	Lindsay Oliveri	lmliveri@quinnipiac.edu	203-582-5387	quinnipiacbobcats.com	203-582-3796
Rhode Island	Jodi Pontbriand	jpontbriand@uri.edu	401-874-5356	gorhody.com	401-874-5359
Richmond	Rachel Park	rpark@richmond.edu	804-287-6312	richmondspiders.com	804-289-8806
Sacred Heart	Brendan Flynn	flynnb@sacredheart.edu	203-365-4813	sacredheartpioneers.com	203-396-8297
St. Bonaventure	Jason MacBain	jmacbain@sbu.edu	716-375-4019	gobonnies.com	716-375-2661
Saint Francis (Pa.)	Ben Mitchell	bmitchell@francis.edu	814-472-3916	sfuathletics.com	814-472-3145
Saint Louis	Mickey Smith	mmsmit145@slu.edu	314-977-3463	slubillikens.com	314-402-8655
Temple	Karen Auerbach	kauerbach@temple.edu	215-204-3850	owlsports.com	215-204-7445
UCLA	Liza David,	ldavid@athletics.ucla.edu	310-206-6190	uclabruins.com	310-825-1899
Vermont	Lisa Champagne	lisa.champagne@uvm.edu	802-656-1818	uvmathletics.com	802-656-4173
Villanova	Dean Kenefick	dean.kenefick@villanova.edu	610-519-4120	villanova.com	610-519-7290
Xavier	Jenna Willhoit	willhoitj@xavier.edu	513-745-2058	goxavier.com	513-745-3961

Results Versus Ranked Opponents

Date	Opponent/Rank	W/L	SJU-Opp	Site	Date	Opponent/Rank	W/L	SJU-Opp	Site
12/11/76	Montclair State #8	W	59-55	\$ H	2/19/87	Penn State #16/16	L	54-78	* A
1/17/77	Montclair State #7	L	60-74	A	2/21/87	Rutgers #2/2	L	60-63	* H
1/27/77	Maryland #12	W	87-78	A	3/6/87	Penn State #12/12	W	70-55	** N
2/21/77	Immaculata #3	L	63-77	A	3/7/87	Rutgers #6/7	L	48-93	** A
3/11/77	Montclair State #3	W	68-67	++ N	3/15/87	Texas #1/1	L	56-86	++ A
3/12/77	Immaculata #2	L	70-71	++ N	1/5/88	Penn State #20/19	W	67-52	* A
3/23/77	Baylor #12	L	75-85	++ N	1/16/88	Rutgers #9/10	L	57-71	* H
3/25/77	S. Conn. State #19	L	85-88	++ N	2/20/88	Rutgers #6/6	L	58-69	* A
					3/12/88	Rutgers #9/9	L	52-64	** A
12/23/77	S. Conn. State #12	L	65-72	A	3/19/88	Maryland #9/7	L	67-78	+ A
1/4/78	Texas #16	L	85-89	H					
2/4/78	Queens #6	W	87-73	H	11/25/88	Texas #3/4	L	69-75	\$ N
2/14/78	Maryland #7	W	89-86	H	1/21/89	Rutgers #18/17	W	78-63	* H
2/25/78	Montclair State #10	W	85-76	H	3/19/89	Long Beach St. #7/7	L	65-84	+ A
3/10/78	Montclair State #10	L	78-86	++ N	12/1/89	Iowa #10/6	L	57-76	\$ N
					12/28/89	Long Beach St. #6/6	L	71-88	\$ N
1/3/79	Texas #7	L	68-83	H	2/10/90	Penn State #22/22	W	73-61	* H
1/8/79	Old Dominion #1	L	62-97	A					
1/18/79	Cheyney State #10	L	58-66	H	12/8/90	Auburn #2/2	L	55-74	\$ N
1/27/79	N.C. State #8	L	71-100	A	1/26/91	Rutgers #9/8	L	58-79	* H
2/3/79	Penn State #12	W	77-68	H					
2/15/79	Rutgers #9	L	56-87	A	2/9/91	Penn State #2/2	L	64-70	* A
2/18/79	Maryland #8	L	52-73	A	2/25/91	Rutgers #17/13	L	51-73	* A
3/2/79	Penn State #11	L	62-76	++ N	3/2/91	Penn State #2/3 (H)	L	40-76	* H
					3/6/91	G. Washington #25/--	W	52-51	** A
1/22/80	Villanova #20	L	52-53	# A	3/8/91	Rutgers #18/18	W	72-61	** H
1/24/80	Old Dominion #2	L	38-85	H	3/9/91	Penn State #1/1	L	63-78	** H
2/14/80	Rutgers #8	L	55-59	H					
2/18/80	Cheyney State #13	L	64-77	A	11/30/91	Penn State #3/3	L	66-99	& H
2/23/80	Maryland #14	L	58-75	H	12/29/91	Maryland #5/6	L	59-84	\$ N
					1/22/92	G. Washington #6/8	W	61-58	* A
2/10/81	Cheyney State #9	L	63-68	H	2/4/92	G. Washington #8/8	W	69-61	* H
2/12/81	Rutgers #4	L	49-96	A	2/15/92	Penn State #11/11	L	57-78	A
2/26/81	Maryland #13	L	56-74	A					
12/2/81	Maryland #11	L	58-59	H	12/5/92	Virginia #6/7	L	53-64	\$ A
					12/13/92	Connecticut #23/--	L	51-53	\$ A
1/2/82	South Carolina #2	L	48-50	H					
1/19/82	Villanova #15	L	57-69	# A	12/30/93	Virginia #13/13	W	71-56	& H
1/21/82	Cheyney State #4	L	49-90	A	1/2/94	Penn State #3/3	L	48-77	H
2/11/82	Rutgers #6	L	61-82	H	2/6/94	Rutgers #19/19	L	69-71	* A
					2/26/94	Rutgers #25/23	W	78-71	* H
12/8/82	Maryland #3	L	51-87	A					
12/15/82	Penn State #16	L	53-71	H	1/3/95	Arkansas #24/--	W	78-72	\$ N
1/10/83	Rutgers #16	L	62-80	A	1/10/95	G. Washington #16/17	L	53-55	* H
2/10/83	Cheyney State #5	L	33-66	H	3/10/95	G. Washington #18/17	L	64-71	** H
1/11/84	Rutgers #18	L	55-56	* H	11/25/95	Tennessee #4/2	L	54-75	A
					12/2/95	Iowa #16/25	L	49-66	\$ N
12/27/84	W. Kentucky #15	W	93-90 OT	\$ N	12/30/95	Mississippi #22/--	L	64-72	& H
1/15/85	Penn State #10/12	W	71-63	* H					
3/12/85	N.C. State #12/12	L	63-67	+ A	12/1/96	Duke #16/17	L	46-63	\$ A
					12/29/96	Kansas #19/20	L	60-65	& H
11/29/85	S. California #7/7	L	66-96	\$ N	1/2/97	Tennessee #8/8	L	52-64	H
1/6/86	Rutgers #18/22	L	75-76	* A	3/3/97	G. Washington #18/17	W	59-56	** A
1/11/86	Penn State #16/15	L	63-75	* H	3/16/97	Alabama #8/9	L	52-61	+ A
2/12/86	Rutgers #9/9	L	55-77	* H					
2/22/86	Penn State #13/13	W	65-62	* A	11/16/97	Connecticut #6/6	L	49-74	@ A
3/7/86	Penn State #14/16	L	60-80	** N	12/6/97	N.C. State #11/7	L	59-70	A
3/16/86	W. Kentucky #5/4	L	65-74	+ A					
					11/16/98	Tennessee #1/1	L	63-108	A
12/27/86	Tennessee #1/1	L	66-76	\$ N	1/2/99	G. Washington #24/24	W	62-59	* H
2/7/87	Rutgers #3/3	L	51-61	* A	1/22/99	Virginia Tech #13/13	L	56-65	* A

Pride • Purpose • Passion

Results Versus Ranked Opponents

Date	Opponent/Rank	W/L	SJU-Opp	Site	Date	Opponent/Rank	W/L	SJU-Opp	Site
3/13/99	Tulane #23/--	W	83-72 +	N	11/20/05	N.C. State #23/25	W	54-52	H
3/15/99	Duke #10/11	L	60-66 +	A	1/27/06	Temple #17/19	W	65-64 *	H
11/21/99	Virginia #--/25	W	73-61	A	2/17/06	Temple #23/22	L	53-59 *	A
11/27/99	Penn State #9/8	L	64-96 \$	N	2/23/07	G. Washington #8/9	L	60-87 *	A
12/19/99	Tennessee #2/2	L	59-82	H	3/4/07	G. Washington #8/9	W	57-55 **	N
3/17/00	Texas #23/--	W	69-48 +	N	11/28/07	Rutgers #5/7	L	50-56	H
3/19/00	Rutgers #8/8	L	39-59 +	A	12/8/07	Wyoming #21/22	L	64-66 \$	N
11/24/00	Stanford #18/22	L	72-79 OT	A	12/29/07	Auburn #15/15	W	71-69 &	H
12/6/00	Virginia #24/20	L	59-62	H	2/24/08	G. Washington #17/16	L	53-61 *	H
12/21/00	Rutgers #7/7	L	38-80	A	11/14/08	Rutgers #5/3	L	59-86	A
1/21/01	Xavier #23/22	L	57-73 *	H	1/28/09	Xavier #23/21	L	41-42 *	H, G
2/16/01	Xavier #12/15	L	50-63 *	A	11/24/09	Vanderbilt #22/18	L	46-59	H
11/18/01	Rutgers #--/23	W	64-58	H	2/10/10	Xavier #6/6	L	56-63 *	A
12/8/02	Duke #1/1	L	48-82 \$	A	1/2/11	Maryland #18/20	L	74-60	H
12/10/02	Penn State #11/12	L	56-82	A	1/12/11	Xavier #8/8	L	75-54 *	H
12/22/02	Connecticut #3/2	L	48-82	A	3/5/11	Xavier #6/6	L	71-55 **	N
12/21/03	Connecticut #1/1	L	34-87 P	H	<div style="border: 1px solid black; padding: 5px;"> <p style="text-align: center;">Key</p> <p>H Home + NCAA Tournament</p> <p>A Away ++ AIAW Tournament</p> <p>N Neutral @ Preseason WNIT</p> <p>G Gallagher Center \$ In Season Tournament</p> <p>* Atlantic 10 Conference game & Hawk Classic</p> <p>** Atlantic 10 Tournament #-/- AP/USA Today ranking</p> <p># Philadelphia Big 5 game</p> </div>				
1/29/04	Penn State #5/6	L	44-80	H					
11/14/04	Ohio State #10/9	L	29-76 @	A					
12/22/04	Boston College #14/16	L	41-65	A					
12/30/04	Kansas State #22/21	L	49-68	H					
2/10/05	Temple #20/22	L	49-68 *	A					
2/27/05	Temple #16/16	L	46-69 *	H					
3/5/05	Temple #16/16	L	51-61 **	N					

Pride • Purpose • Passion

HAWKS in the USA TODAY POLL

Season	Rank	Week	Date	Season	Rank	Week	Date
1984-85	19	1	1/23/85	1987-88	17	1	11/23/87
	18	2	1/29/85		15	2	12/1/87
	16	3	2/5/85		25	16	2/1/88
	19	4	2/12/85		25	17	2/8/88
	17	5	2/19/85		21	18	3/21/88
	15	6	2/26/85				
	15	7	3/5/85	1988-89	16	1	11/18/88
	16	8	3/12/85		17	2	12/6/88
	18	9	3/19/85		18	3	12/13/88
					18	4	12/20/88
1985-86	21	1	preseason		19	5	12/27/88
	22	2	12/3/85		20	6	1/3/89
	25	3	12/10/85		20	7	1/10/89
	25	4	12/17/85		20	8	1/17/89
	22	5	12/24/85		17	9	1/24/89
	23	6	12/31/85		20	10	1/31/89
	19	7	1/7/86		25	11	2/7/89
	23	8	1/14/86		23	17	3/19/89
	22	9	1/21/86				
	20	10	1/28/86	1989-90	21	1	11/20/89
	22	11	2/4/86		22	2	11/28/89
	22	12	2/11/86		22	3	12/5/89
	24	13	2/18/86		20	4	12/12/89
	23	14	2/25/86		18	5	12/19/89
	21	15	3/4/86		23	6	12/26/89
	24	16	3/11/86		24	7	1/3/90
	24	17	3/18/86		23	8	1/10/90
					24	9	1/17/90
1986-87	21	1	11/24/86		21	10	1/24/90
	22	2	12/2/86		21	11	1/31/90
	23	3	12/9/86		20	12	2/7/90
	21	4	12/16/86		22	13	2/14/90
	21	5	12/23/86		20	14	3/21/90
	25	6	12/30/86		24	15	3/28/90
	24	17	3/17/87		23	16	3/7/90

HAWKS in the AP POLL

Season	Rank	Week	Date	Season	Rank	Week	Date
1976-77	14	3	12/15/76	1985-86	20	1	11/12/85
	13	4	12/22/76				
	11	5	1/12/77	1987-88	17	1	11/23/87
	10	6	1/19/77		16	2	11/30/87
	11	7	1/26/77				
	10	8	2/2/77	1988-89	18	1	11/21/88
	9	9	3/9/77		19	2	11/28/88
	3	10	3/16/77		18	3	12/5/88
					19	4	12/12/88
1977-78	8	1	11/25/77		20	5	12/19/88
	8	2	12/7/77		19	6	12/26/88
	9	3	12/14/77				
	8	4	12/21/77	1989-90	21	1	11/20/89
	12	5	1/11/78		21	2	11/27/89
	12	6	1/18/78		23	3	12/4/89
	11	7	1/25/78		21	4	12/11/89
	11	8	2/1/78		18	5	12/18/89
	10	9	2/8/78		24	6	12/24/89
	11	10	2/15/78		24	7	1/1/90
	9	11	2/22/78		23	8	1/8/90
	9	12	3/1/78		22	9	1/14/90
	8	13	3/8/78		22	10	1/21/90
	11	14	3/15/78		21	11	1/28/90
					21	12	2/5/90
1984-85	19	7	12/30/84		21	13	2/12/90
	18	10	12/20/85		21	14	2/19/90
	18	11	12/27/85		24	15	2/26/90
	17	12	2/3/85		23	16	3/5/90
	18	13	2/10/85		25	17	3/12/90
	17	14	2/17/85				
	16	15	2/24/85				
	18	16	3/3/85				
	17	17	3/10/85				